


***FINANCIAL REPORTS
FOR THE MONTH OF
DECEMBER, 2018***

***BRADFORD
EXEMPTED VILLAGE
SCHOOL DISTRICT***



Date: 01/02/2019
Time: 12:48 pm

BRADFORD BOARD OF EDUCATION
Financial Report by Fund
CASH CONTROL

Begin Balance	MTD Receipts	FYTD Receipts	MTD Expenditures	FYTD Expenditures	Current Fund Balance	Current Encumbrances	Unencumbered Fund Balance
TOTAL FOR Fund 001 - GENERAL:							
5,940,415.63	402,643.12	3,644,090.78	526,078.02	3,425,875.55	6,158,630.86	924,011.42	5,234,619.44
TOTAL FOR Fund 002 - BOND RETIREMENT:							
170,889.65	0.00	44,835.32	0.00	120,637.80	95,087.17	0.00	95,087.17
TOTAL FOR Fund 003 - PERMANENT IMPROVEMENT:							
441,263.90	0.00	0.00	0.00	0.00	441,263.90	0.00	441,263.90
TOTAL FOR Fund 006 - FOOD SERVICE:							
91,719.10	24,070.95	103,408.38	17,844.69	113,027.21	82,100.27	17,734.50	64,365.77
TOTAL FOR Fund 007 - SPECIAL TRUST:							
34,506.36	0.00	2,000.00	0.00	750.00	35,756.36	7,500.00	28,256.36
TOTAL FOR Fund 008 - ENDOWMENT:							
54,575.24	115.66	619.14	0.00	0.00	55,194.38	1,000.00	54,194.38
TOTAL FOR Fund 018 - PUBLIC SCHOOL SUPPORT:							
33,585.67	405.12	3,600.52	2,164.78	7,249.73	29,936.46	7,888.91	22,047.55
TOTAL FOR Fund 019 - OTHER GRANT:							
22,207.17	0.00	22,542.85	3,552.50	7,497.50	37,252.52	92.90	37,159.62
TOTAL FOR Fund 022 - DISTRICT AGENCY:							
1,439.50	0.00	0.00	0.00	24.11	1,415.39	0.00	1,415.39
TOTAL FOR Fund 034 - CLASSROOM FACILITIES MAINT.:							
440,920.64	0.00	8,568.68	0.00	143.17	449,336.15	0.00	449,336.15
TOTAL FOR Fund 200 - STUDENT MANAGED ACTIVITY:							
28,981.13	11,292.65	27,073.68	4,753.83	15,789.25	40,265.56	17,376.88	22,888.68
TOTAL FOR Fund 300 - DISTRICT MANAGED ACTIVITY:							
23,892.11	5,235.00	74,129.80	3,514.99	51,955.05	46,065.86	28,212.52	17,853.34
TOTAL FOR Fund 451 - DATA COMMUNICATION FUND:							
0.00	0.00	1,800.00	500.00	500.00	1,300.00	0.00	1,300.00
TOTAL FOR Fund 499 - MISCELLANEOUS STATE GRANT FUN:							
0.00	0.00	2,718.25	0.00	147.50	2,570.75	0.00	2,570.75
TOTAL FOR Fund 572 - TITLE I DISADVANTAGED CHILDRE:							
148.94	45,312.00	90,648.90	13,508.06	58,820.06	31,977.78	0.00	31,977.78
TOTAL FOR Fund 599 - MISCELLANEOUS FED. GRANT FUND:							
15,524.23	26,360.50	137,318.73	13,317.70	114,333.79	38,509.17	682.90	37,826.27
CASH CONTROL							
Begin Balance	MTD Receipts	FYTD Receipts	MTD Expenditures	FYTD Expenditures	Current Fund Balance	Current Encumbrances	Unencumbered Fund Balance
7,300,069.27	515,425.00	4,163,344.03	585,334.57	3,916,750.72	7,546,662.58	1,004,500.03	6,542,162.55
GRAND TOTALS:							

Date: 01/02/2019
Time: 12:48 pm

BRADFORD BOARD OF EDUCATION
Financial Detail Report For 12/01/2018 - 12/31/2018 by FUND-SCC
Called from FINSUM to check balances

	Begin Balance	Receipts	Expenditures	End Balance
TOTAL FOR FUND-SCC 001 0000 (GENERAL FUND):	6,343,905.88	402,317.84	523,527.66	6,222,696.06
TOTAL FOR FUND-SCC 001 9000 (GENERAL):	5,151.82	0.00	0.00	5,151.82
TOTAL FOR FUND-SCC 001 9002 (SED BUS PURCHASE SET-ASIDES DARKE CO):	31,156.92	0.00	0.00	31,156.92
TOTAL FOR FUND-SCC 001 9003 (MH BUS PURCHASE SET-ASIDES - DARKE CO)	66,502.99	0.00	0.00	66,502.99
TOTAL FOR FUND-SCC 001 9045 (GENERAL):	35,528.13	0.00	0.00	35,528.13
TOTAL FOR FUND-SCC 001 9118 (GENERAL FUND EXPENDITURE FOR LITERACY	5,723.94-	0.00	0.00	5,723.94-
TOTAL FOR FUND-SCC 001 9119 (STRIVING READERS GRANT):	17,419.58-	0.00	0.00	17,419.58-
TOTAL FOR FUND-SCC 001 9121 (TEXTBOOK AND INSTRUCTIONAL MATERIALS S	82,593.35	0.00	40.70	82,552.65
TOTAL FOR FUND-SCC 001 9122 (CAPITAL MAINTENANCE SET-ASIDES):	431,884.99-	0.00	2,137.98	434,022.97-
TOTAL FOR FUND-SCC 001 9125 (Cafeteria Plan Refunds):	651.98	0.00	0.00	651.98
TOTAL FOR FUND-SCC 001 9194 (GENERAL FUND - STATE BUS PURCHASE ALLO	4,229.48	0.00	0.00	4,229.48
TOTAL FOR FUND-SCC 001 9195 (GENERAL FUND - PARITY):	116,690.81	0.00	0.00	116,690.81
TOTAL FOR FUND-SCC 001 9215 (BOOSTER CLUB MONEY FOR FOOD ACTIVITIES	172.96-	325.28	204.03	51.71-
TOTAL FOR FUND-SCC 001 9221 (TRANSPORTATION USING VAN):	0.00	0.00	131.93	131.93-
TOTAL FOR FUND-SCC 001 9222 (GENERAL):	244.08	0.00	0.00	244.08
TOTAL FOR FUND-SCC 001 9318 (PETTY CASH ACCOUNTS):	100.00-	0.00	0.00	100.00-
TOTAL FOR FUND-SCC 001 9320 (GENERAL):	30.00	0.00	0.00	30.00
TOTAL FOR FUND-SCC 001 9412 (GENERAL STATE SETASIDE):	113,345.65	0.00	0.00	113,345.65
TOTAL FOR FUND-SCC 001 9718 (GENERAL):	62,663.86-	0.00	0.00	62,663.86-
TOTAL FOR FUND-SCC 001 9819 (FEDERAL GRANT EXPENDITURES IN GENERAL	0.00	0.00	35.72	35.72-
TOTAL FOR FUND-SCC 002 0000 (BOND RETIREMENT 4.12 MILLS BOND REG/BL	80,458.31	0.00	0.00	80,458.31
TOTAL FOR FUND-SCC 002 9020 (BOND RETIREMENT .58 MILLS BOND SITE 20	14,628.86	0.00	0.00	14,628.86
TOTAL FOR FUND-SCC 003 0000 (PERMANENT IMPROVEMENT FUND):	441,263.90	0.00	0.00	441,263.90
TOTAL FOR FUND-SCC 006 0000 (LUNCHROOM/FOOD SERVICE):	76,054.01	24,070.95	17,944.69	82,180.27
TOTAL FOR FUND-SCC 006 9318 (PETTY CASH ACCOUNTS):	80.00-	0.00	0.00	80.00-
TOTAL FOR FUND-SCC 007 9000 (UNCLAIMED FUNDS):	489.73	0.00	0.00	489.73

Date: 01/02/2019
Time: 12:48 pm

BRADFORD BOARD OF EDUCATION
Financial Detail Report for 12/01/2018 - 12/31/2018 by FUND-SCC
Called from FINSUM to check balances

Page: 2
(FINDET)

	Begin Balance	Receipts	Expenditures	End Balance
TOTAL FOR FUND-SCC 007 9900 (BRADFORD FIRE & RESCUE SCHOLARSHIP):	500.00-	0.00	0.00	500.00-
TOTAL FOR FUND-SCC 007 9901 (CREIGLOW SCHOLARSHIP FUND):	750.00	0.00	0.00	750.00
TOTAL FOR FUND-SCC 007 9902 (BLESSED DIRECTION INC. SCHOLARSHIP):	5,000.00	0.00	0.00	5,000.00
TOTAL FOR FUND-SCC 007 9903 (MAX WEAVER SCHOLARSHIP FUND):	500.00	0.00	0.00	500.00
TOTAL FOR FUND-SCC 007 9905 (MISC SCHOLARSHIP DONATIONS):	3,250.00-	0.00	0.00	3,250.00-
TOTAL FOR FUND-SCC 007 9906 (COVINGTON EAGLES SCHOLARSHIP FUND):	3,774.62	0.00	0.00	3,774.62
TOTAL FOR FUND-SCC 007 9907 (PEPSI AND COCA-COLA SCHOLARSHIP FUNDS)	2,500.00	0.00	0.00	2,500.00
TOTAL FOR FUND-SCC 007 9908 (RICHARD "DICK" HARMON SCHOLARSHIP FUND	25,500.00	0.00	0.00	25,500.00
TOTAL FOR FUND-SCC 007 9909 (VERNON LINDEMAN SCHOLARSHIP):	1,000.00	0.00	0.00	1,000.00
TOTAL FOR FUND-SCC 007 9912 (HAROLD MARKER SCHOLARSHIP FUND):	4,000.00	0.00	0.00	4,000.00
TOTAL FOR FUND-SCC 007 9996 (PRODUCTION PAINT FINISHERS GRANT/SPECI	4,007.99-	0.00	0.00	4,007.99-
TOTAL FOR FUND-SCC 008 0000 (MADE KINDERGARTEN):	10,391.81	21.82	0.00	10,413.63
TOTAL FOR FUND-SCC 008 9202 (BEARD ENDOWMENT):	44,686.91	93.84	0.00	44,780.75
TOTAL FOR FUND-SCC 018 9110 (PRINCIPAL FUND - ELEMENTARY):	13,699.61	255.12	1,681.73	12,273.00
TOTAL FOR FUND-SCC 018 9113 (ELEMENTARY PRINCIPAL -BOX TOPS):	12,914.35	0.00	0.00	12,914.35
TOTAL FOR FUND-SCC 018 9130 (HIGH SCHOOL PRINCIPAL FUND):	2,644.16	150.00	483.05	2,311.11
TOTAL FOR FUND-SCC 018 9131 (HIGH SCHOOL PRINCIPAL (AFTER PROM) FUN	250.00	0.00	0.00	250.00
TOTAL FOR FUND-SCC 018 9222 (HIGH SCHOOL PRINCIPAL FUND LIBRARY):	2,188.00	0.00	0.00	2,188.00
TOTAL FOR FUND-SCC 019 0000 (OTHER GRANT):	2.85	0.00	0.00	2.85
TOTAL FOR FUND-SCC 019 9001 (SHOPA KIDS IN NEED FOUNDATION GRANT):	0.35	0.00	0.00	0.35
TOTAL FOR FUND-SCC 019 9003 (MIAMI COUNTY FOUNDATION-FEELING GOOD M	1.84	0.00	0.00	1.84
TOTAL FOR FUND-SCC 019 9004 (RADIO & TEL NEWS DIRECTORS FOUND MEDIA	174.02	0.00	0.00	174.02
TOTAL FOR FUND-SCC 019 9005 (ECO GARDEN GRANT MIAMI COUNTY PARK DIS	500.00	0.00	0.00	500.00
TOTAL FOR FUND-SCC 019 9007 (REED - VALEDICTORIAN/MEMORIAL):	309.58	0.00	0.00	309.58
TOTAL FOR FUND-SCC 019 9008 (MIAMI COUNTY FOUNDATION ECO GARDEN GRA	3.75	0.00	0.00	3.75
TOTAL FOR FUND-SCC 019 9009 (ELEMENTARY ART - TROY FOUNDATION):	12.91	0.00	0.00	12.91

Date: 01/02/2019
Time: 12:48 pm

BRADFORD BOARD OF EDUCATION
Financial Detail Report for 12/01/2018 - 12/31/2018 by FUND-SCC
Called from FINSUM to check balances

	Begin Balance	Receipts	Expenditures	End Balance
TOTAL FOR FUND-SCC 019 9011 (MIAMI COUNTY FOUNDATION ALL ABOARD PRO	102.22	0.00	0.00	102.22
TOTAL FOR FUND-SCC 019 9012 (MAC GRANT):	1,093.18	0.00	0.00	1,093.18
TOTAL FOR FUND-SCC 019 9015 (MIAMI COUNTY FOUNDATION ELEMENTARY GRA	20.25	0.00	0.00	20.25
TOTAL FOR FUND-SCC 019 9017 (EAGLES-COVINGTON DONATION):	5,927.64	0.00	0.00	5,927.64
TOTAL FOR FUND-SCC 019 9018 (MIAMI COUNTY FOUNDATION-ART DISCOVERY	512.62	0.00	0.00	512.62
TOTAL FOR FUND-SCC 019 9019 (MIAMI COUNTY FOUNDATION FALL/ELE HEALT	7,000.00	0.00	0.00	7,000.00
TOTAL FOR FUND-SCC 019 9022 (MISCELLANEOUS FIELD TRIP GRANTS):	758.76	0.00	0.00	758.76
TOTAL FOR FUND-SCC 019 9023 (VIVIAN RUSSELL KINDERGARTEN FUND):	57.87	0.00	0.00	57.87
TOTAL FOR FUND-SCC 019 9024 (ANNA BIER ART GRANT):	993.99	0.00	0.00	993.99
TOTAL FOR FUND-SCC 019 9026 (BELIEVE IN OHIO GRANT):	67.65	0.00	0.00	67.65
TOTAL FOR FUND-SCC 019 9131 (MIAMI COUNTY FOUNDATION SEMI-ANNUAL GR	15,600.54	0.00	3,552.50	12,048.04
TOTAL FOR FUND-SCC 019 9181 (MIAMI COUNTY PARKS - GIZMOS GRANT):	5.00	0.00	0.00	5.00
TOTAL FOR FUND-SCC 019 9222 (OTHER GRANT LIBRARY):	10.00	0.00	0.00	10.00
TOTAL FOR FUND-SCC 019 9230 (OTHER GRANT):	150.00	0.00	0.00	150.00
TOTAL FOR FUND-SCC 019 9410 (GRANT FROM DARKE COUNTY FOUNDATION):	1,100.00	0.00	0.00	1,100.00
TOTAL FOR FUND-SCC 019 9517 (OTHER GRANT):	6,400.00	0.00	0.00	6,400.00
TOTAL FOR FUND-SCC 022 0000 (OHSAA TOURNAMENT ACCOUNTS):	399.54	0.00	0.00	399.54
TOTAL FOR FUND-SCC 022 9718 (DISTRICT AGENCY):	1,015.85	0.00	0.00	1,015.85
TOTAL FOR FUND-SCC 034 0000 (CLASSROOM FACILITY MAINTENANCE):	448,697.61	0.00	0.00	448,697.61
TOTAL FOR FUND-SCC 034 9045 (MAINTENANCE FUND DELINQUENCIES):	638.54	0.00	0.00	638.54
TOTAL FOR FUND-SCC 200 9000 (MULTIPLE DISABILITIES CLASS):	2,423.16	107.00	0.00	2,530.16
TOTAL FOR FUND-SCC 200 9019 (CLASS OF 2019):	1,741.57	113.00	113.00	1,741.57
TOTAL FOR FUND-SCC 200 9020 (CLASS OF 2020):	1,314.15	457.58	238.10	1,533.63
TOTAL FOR FUND-SCC 200 9021 (Class of 2021):	1,573.30	960.07	0.00	2,533.37
TOTAL FOR FUND-SCC 200 9022 (CLASS OF 2022):	364.00	188.00	0.00	552.00
TOTAL FOR FUND-SCC 200 9119 (POWER OF THE PEN):	280.00	0.00	0.00	280.00

Date: 01/02/2019
Time: 12:48 pm

BRADFORD BOARD OF EDUCATION
Financial Detail Report for 12/01/2018 - 12/31/2018 by FUND-SCC
Called from FINSUM to check balances

Page: 4
(FINDET)

	Begin Balance	Receipts	Expenditures	End Balance
TOTAL FOR FUND-SCC 200 9128 (SPANISH CLUB):	264.10	0.00	0.00	264.10
TOTAL FOR FUND-SCC 200 9130 (MUSE MACHINE):	2,001.22	0.00	0.00	2,001.22
TOTAL FOR FUND-SCC 200 9131 (DRAMA CLUB):	6,099.49	0.00	0.00	6,099.49
TOTAL FOR FUND-SCC 200 9133 (GLEE CLUB):	368.65	0.00	0.00	368.65
TOTAL FOR FUND-SCC 200 9330 (FUTURE FARMERS OF AMERICA):	4,035.70	9,365.00	2,085.97	11,314.73
TOTAL FOR FUND-SCC 200 9400 (HIGH SCHOOL MUSIC DEPARTMENT):	1,071.12	0.00	0.00	1,071.12
TOTAL FOR FUND-SCC 200 9610 (ELEMENTARY STUDENT COUNCIL):	648.32	0.00	134.76	513.56
TOTAL FOR FUND-SCC 200 9630 (HIGH SCHOOL STUDENT COUNCIL):	2,034.56	0.00	0.00	2,034.56
TOTAL FOR FUND-SCC 200 9680 (YEARBOOK):	9,723.67	102.00	2,182.00	7,643.67
TOTAL FOR FUND-SCC 200 9710 (NATIONAL HONOR SOCIETY):	216.27-	0.00	0.00	216.27-
TOTAL FOR FUND-SCC 300 9001 (HIGH SCHOOL ART):	721.58	0.00	0.00	721.58
TOTAL FOR FUND-SCC 300 9002 (WASHINGTON DC TRIP - 8TH GRADE):	848.13-	0.00	0.00	848.13-
TOTAL FOR FUND-SCC 300 9004 (MEDIA-TECH CLASS):	5.57	0.00	0.00	5.57
TOTAL FOR FUND-SCC 300 9500 (ATHLETIC DIRECTOR):	43,716.83	5,235.00	3,514.99	45,436.84
TOTAL FOR FUND-SCC 300 9501 (ATHLETIC DIRECTOR FSN):	750.00	0.00	0.00	750.00
TOTAL FOR FUND-SCC 451 9819 (FY19 DATA COMMUNICATIONS):	1,800.00	0.00	500.00	1,300.00
TOTAL FOR FUND-SCC 499 9819 (Ohio School Safety Grants):	2,570.75	0.00	0.00	2,570.75
TOTAL FOR FUND-SCC 572 0000 (TITLE I):	485.84	0.00	0.00	485.84
TOTAL FOR FUND-SCC 572 9819 (TITLE ONE 2018-2019 SCHOOL YEAR):	312.00-	45,312.00	13,508.06	31,491.94
TOTAL FOR FUND-SCC 599 0000 (OTHER MISC FEDERAL GRANTS):	51.31	0.00	0.00	51.31
TOTAL FOR FUND-SCC 599 9118 (MISC. FED. GRANT):	71.60-	0.00	0.00	71.60-
TOTAL FOR FUND-SCC 599 9119 (MISC. FED. GRANT):	2,929.24-	0.00	6,889.80	9,819.04-
TOTAL FOR FUND-SCC 599 9199 (GRANT SMALL RURAL SCHOOL GRANTS):	5,927.90	23,987.00	5,877.90	24,037.00
TOTAL FOR FUND-SCC 599 9918 (REAP FY2018):	22,498.00	2,363.50	550.00	24,311.50

Date: 01/02/2019
Time: 12:48 pm

BRADFORD BOARD OF EDUCATION
Financial Detail Report for 12/01/2018 - 12/31/2018 by FUND-SCC
Called from FINSUM to check balances

Page: 5
(FINDET)

	Begin Balance	Receipts	Expenditures	End Balance
GRAND TOTALS:	7,616,572.15	515,425.00	585,334.57	7,546,662.58

DATE: 01/02/2019
TIME: 12:57

BRADFORD BOARD OF EDUCATION
CASH RECONCILIATION AS OF 12/31/2018

PAGE: 1
(USAEMSED)

	SUB-TOTALS	TOTALS
	-----	-----
Gross Depository Balances:		
SECOND NATIONAL BANK	\$ 998,699.23	
COVINGTON SAVINGS & LOAN	157,512.58	
COVINGTON SAVINGS & LOAN-ATHLETI	565.01	
STAR OHIO	2,755,410.33	
STAR OHIO PLUS	2,494,980.85	
FIRST FINANCIAL BANK	0.00	
GREENVILLE NATIONAL BANK	24,532.68	


Total Depository Balances (Gross)		\$ 6,431,700.68
Adjustments to Bank Balance:		
Cash in Transit to Bank	\$ 0.00	
Outstanding Checks	135,038.10-	
Adjustments	0.00	

Total Adjustments to Bank Balance		135,038.10-
Investments:		
Treasury Bonds and Notes	\$ 0.00	
Certificate of Deposits	1,250,000.00	
Other Securities	0.00	
Other Investments:		

Total Investments		1,250,000.00
Cash on Hand:		
Petty Cash:		
Change Cash:		
Cash with Fiscal Agent	0.00	

Total Cash on Hand		0.00

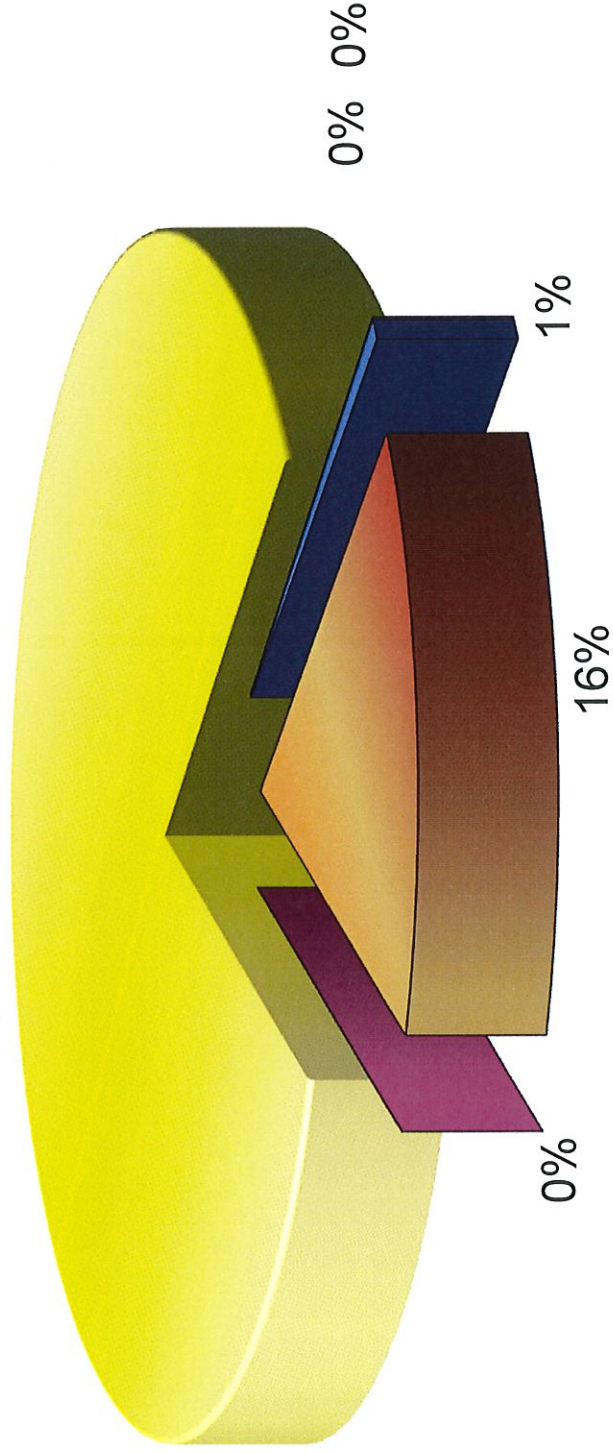
Total Balances		\$ 7,546,662.58
		=====
Total Fund Balance		\$ 7,546,662.58
		=====
Depository Clearance Accounts:		
Total Clearance Account Balances		\$ 0.00



Treasurer

INVESTMENT DECEMBER

2018
83%



CD'S

US AGENCIES

MONEY MARKETS

MUTUAL FUND

0%

16%

1%

0% 0%

DATE: 01/02/19
 TIME: 18:27

BRADFORD BOARD OF EDUCATION
 MONTHLY STATEMENT BOARD/ACTIVITY ACCOUNTS - DECEMBER

FUND/SCC	DESCRIPTION	LAST MONTH'S BALANCE	CURRENT RECEIPTS	CURRENT EXPENDITURES	CURRENT CASH BALANCE
001 0000	GENERAL FUND	6,343,905.88	402,317.84	523,527.66	6,222,696.06
001 9000	GENERAL	5,151.82	0.00	0.00	5,151.82
001 9002	SED BUS PURCHASE SET-ASIDES DARKE CO	31,156.92	0.00	0.00	31,156.92
001 9003	MH BUS PURCHASE SET-ASIDES - DARKE CO	66,502.99	0.00	0.00	66,502.99
001 9045	GENERAL	35,528.13	0.00	0.00	35,528.13
001 9118	GENERAL FUND EXPENDITURE FOR LITERACY GRANT	5,723.94	0.00	0.00	5,723.94
001 9119	STRIVING READERS GRANT	17,419.58	0.00	0.00	17,419.58
001 9121	TEXTBOOK AND INSTRUCTIONAL MATERIALS SET-ASID	82,593.35	0.00	40.70	82,552.65
001 9122	CAPITAL MAINTENANCE SET-ASIDES	431,884.99	0.00	2,137.98	434,022.97
001 9125	Cafeteria Plan Refunds	651.98	0.00	0.00	651.98
001 9194	GENERAL FUND - STATE BUS PURCHASE ALLOWANCE	4,229.48	0.00	0.00	4,229.48
001 9195	GENERAL FUND - PARITY	116,690.81	0.00	0.00	116,690.81
001 9215	BOOSTER CLUB MONEY FOR FOOD ACTIVITIES	172.96	325.28	204.03	51.71
001 9221	TRANSPORATION USING VAN	0.00	0.00	131.93	131.93
001 9222	GENERAL	244.08	0.00	0.00	244.08
001 9318	PETTY CASH ACCOUNTS	100.00	0.00	0.00	100.00
001 9320	GENERAL	30.00	0.00	0.00	30.00
001 9412	GENERAL STATE SETASIDE	113,345.65	0.00	0.00	113,345.65
001 9718	GENERAL	62,663.86	0.00	0.00	62,663.86
001 9819	FEDERAL GRANT EXPENDITURES IN GENERAL FUND	0.00	0.00	35.72	35.72
002 0000	BOND RETIREMENT 4.12 MILLS BOND REG/BLDG 2020	80,458.31	0.00	0.00	80,458.31
002 9020	BOND RETIREMENT .58 MILLS BOND SITE 2020	14,628.86	0.00	0.00	14,628.86
003 0000	PERMANENT IMPROVEMENT FUND	441,263.90	0.00	0.00	441,263.90
006 0000	LUNCHROOM/FOOD SERVICE	76,054.01	24,070.95	17,944.69	82,180.27
006 9318	PETTY CASH ACCOUNTS	80.00	0.00	0.00	80.00
007 9000	UNCLAIMED FUNDS	489.73	0.00	0.00	489.73
007 9900	BRADFORD FIRE & RESCUE SCHOLARSHIP	500.00	0.00	0.00	500.00
007 9901	CREIGLOW SCHOLARSHIP FUND	750.00	0.00	0.00	750.00
007 9902	BLESSED DIRECTION INC. SCHOLARSHIP	5,000.00	0.00	0.00	5,000.00
007 9903	MAX WEAVER SCHOLARSHIP FUND	500.00	0.00	0.00	500.00
007 9904	CLASS OF 1957 SCHOLARSHIP FUND	0.00	0.00	0.00	0.00
007 9905	MISC SCHOLARSHIP DONATIONS	3,250.00	0.00	0.00	3,250.00
007 9906	COVINGTON EAGLES SCHOLARSHIP FUND	3,774.62	0.00	0.00	3,774.62
007 9907	PEPSI AND COCA-COLA SCHOLARSHIP FUNDS	2,500.00	0.00	0.00	2,500.00
007 9908	RICHARD "DICK" HARMON SCHOLARSHIP FUND	25,500.00	0.00	0.00	25,500.00
007 9909	VERNON LINDEMAN LINEMAN SCHOLARSHIP	1,000.00	0.00	0.00	1,000.00
007 9910	AAA SCHOLARSHIP FUND	0.00	0.00	0.00	0.00
007 9911	RAY FRUITT SCHOLARSHIP FUND	0.00	0.00	0.00	0.00
007 9912	HAROLD MARKER SCHOLARSHIP FUND	4,000.00	0.00	0.00	4,000.00
007 9994	BRADFORD EDUCATION ASSN. SCHOLARSHIP FUND	0.00	0.00	0.00	0.00
007 9996	PRODUCTION PAINT FINISHERS GRANT/SPECIAL TRUS	4,007.99	0.00	0.00	4,007.99
008 0000	WADE KINDERGARTEN	10,391.81	21.82	0.00	10,413.63
008 9202	BEARD ENDOWMENT	44,686.91	93.84	0.00	44,780.75
010 0000	CLASSROOM FACILITIES	0.00	0.00	0.00	0.00
018 0000	PUBLIC SUPPORT SCHOOL FUND	31,696.12	405.12	2,164.78	29,936.46
019 0000	OTHER GRANT	2.85	0.00	0.00	2.85
019 9001	SHOPA KIDS IN NEED FOUNDATION GRANT	0.35	0.00	0.00	0.35
019 9002	MIAMI COUNTY FOUNDATION -HS MUSIC DEPARTMENT	0.00	0.00	0.00	0.00
019 9003	MIAMI COUNTY FOUNDATION-FEELING GOOD MILE HIG	1.84	0.00	0.00	1.84
019 9004	RADIO & TEL NEWS DIRECTORS FOUND MEDIA TECH	174.02	0.00	0.00	174.02
019 9005	ECO GARDEN GRANT MIAMI COUNTY PARK DISTRICT	500.00	0.00	0.00	500.00
019 9006	ECO GARDEN GRANT- TROY FOUNDATION	0.00	0.00	0.00	0.00

DATE: 01/02/19
 TIME: 18:27

BRADFORD BOARD OF EDUCATION
 MONTHLY STATEMENT BOARD/ACTIVITY ACCOUNTS - DECEMBER

FUND/SCC	DESCRIPTION	LAST MONTH'S BALANCE	CURRENT RECEIPTS	CURRENT EXPENDITURES	CURRENT CASH BALANCE
019 9007	REED - VALEDICTORIAN/MEMORIAL	309.58	0.00	0.00	309.58
019 9008	MIAMI COUNTY FOUNDATION ECO GARDEN GRANT	3.75	0.00	0.00	3.75
019 9009	ELEMENTARY ART - TROY FOUNDATION	12.91	0.00	0.00	12.91
019 9011	MIAMI COUNTY FOUNDATION ALL ABOARD PROGRAM	102.22	0.00	0.00	102.22
019 9012	MAC GRANT	1,093.18	0.00	0.00	1,093.18
019 9013	ALL-ABOARD- OTHER GRANT	0.00	0.00	0.00	0.00
019 9014	TROY FOUNDATION SUMMER ART CAMP	0.00	0.00	0.00	0.00
019 9015	MIAMI COUNTY FOUNDATION ELEMENTARY GRANT	20.25	0.00	0.00	20.25
019 9016	PTO-ELEMENTARY TECHNOLOGY GRANT	0.00	0.00	0.00	0.00
019 9017	EAGLES-COVINGTON DONATION	5,927.64	0.00	0.00	5,927.64
019 9018	MIAMI COUNTY FOUNDATION-ART DISCOVERY CAMP	512.62	0.00	0.00	512.62
019 9019	MIAMI COUNTY FOUNDATION FALL/ELE HEALTH	7,000.00	0.00	0.00	7,000.00
019 9020	MIAMI COUNTY FOUNDATION MEDIA CENTER GRANT	0.00	0.00	0.00	0.00
019 9021	TROY FOUNDATION FIELD TRIP GRANT	0.00	0.00	0.00	0.00
019 9022	MISCELLANEOUS FIELD TRIP GRANTS	758.76	0.00	0.00	758.76
019 9023	VIVIAN RUSSELL KINDERGARTEN FUND	57.87	0.00	0.00	57.87
019 9024	ANNA BYER ART GRANT	993.99	0.00	0.00	993.99
019 9025	COMMUNITY BLOOD CENTER GRANT	0.00	0.00	0.00	0.00
019 9026	BELIEVE IN OHIO GRANT	67.65	0.00	0.00	67.65
019 9027	TRI-COUNTY BOARD OF REC AND MENTAL HEALTH GRA	0.00	0.00	0.00	0.00
019 9131	MIAMI COUNTY FOUNDATION SEMI-ANNUAL GRANT	15,600.54	0.00	3,552.50	12,048.04
019 9132	OTHER GRANT RENAISSANCE	0.00	0.00	0.00	0.00
019 9181	MIAMI COUNTY PARKS - GIZMOS GRANT	5.00	0.00	0.00	5.00
019 9182	Miami County Parks-7th Growth Mindsets	0.00	0.00	0.00	0.00
019 9191	MIAMI CO FOUNDATION-PHONES/RADIOS	0.00	0.00	0.00	0.00
019 9192	MIAMI CO FOUNDATION-FRENCH HORNS	0.00	0.00	0.00	0.00
019 9193	MIAMI CO FOUNDATION-CAMERAS	0.00	0.00	0.00	0.00
019 9222	OTHER GRANT LIBRARY	10.00	0.00	0.00	10.00
019 9230	OTHER GRANT	150.00	0.00	0.00	150.00
019 9410	GRANT FROM DARKE COUNTY FOUNDATION	1,100.00	0.00	0.00	1,100.00
019 9517	OTHER GRANT	6,400.00	0.00	0.00	6,400.00
020 9989	EARLY CHILDHOOD/PRE-SCHOOL	0.00	0.00	0.00	0.00
022 0000	OHSAA TOURNAMENT ACCOUNTS	399.54	0.00	0.00	399.54
022 9718	DISTRICT AGENCY	1,015.85	0.00	0.00	1,015.85
034 0000	CLASSROOM FACILITY MAINTENANCE	448,697.61	0.00	0.00	448,697.61
034 9045	MAINTENANCE FUND DELINQUENCIES	638.54	0.00	0.00	638.54
200	ACTIVITY FUND	33,726.74	11,292.65	4,753.83	40,265.56
300	ATHLETIC/MUSIC FUND	44,345.85	5,235.00	3,514.99	46,065.86
416 9205	STUDENT INTERVENTION 9-10 GRADE PROF DEVELOP	0.00	0.00	0.00	0.00
416 9906	STUDENT INTERVENTION GRADE 9-10 PROF DEVELOP	0.00	0.00	0.00	0.00
432 9006	EMIS FY 2006	0.00	0.00	0.00	0.00
432 9204	MANAGE. INFO. SYS. FUND	0.00	0.00	0.00	0.00
432 9205	MANGED INFO SYSTEM STATE FY 2005	0.00	0.00	0.00	0.00
432 9206	MANAGE. INFO. SYS. FUND	0.00	0.00	0.00	0.00
432 9207	MANAGEMENT INFO SYSTEMS FY2007	0.00	0.00	0.00	0.00
432 9208	EMIS FY2008	0.00	0.00	0.00	0.00
432 9209	EMIS FY2009	0.00	0.00	0.00	0.00
432 9210	EMIS FY2010	0.00	0.00	0.00	0.00
432 9211	EMIS FY2011	0.00	0.00	0.00	0.00
432 9212	EMIS FY2012	0.00	0.00	0.00	0.00
450 9204	SCHOOLNET PLUS GRADE 7 FY 2004	0.00	0.00	0.00	0.00
450 9206	SCHOOLNET PLUS FY 2006 ROUND #8	0.00	0.00	0.00	0.00

DATE: 01/02/19
 TIME: 18:27

BRADFORD BOARD OF EDUCATION
 MONTHLY STATEMENT BOARD/ACTIVITY ACCOUNTS - DECEMBER

MDECA CREATED (CASSUM)

FUND/SCC	DESCRIPTION	LAST MONTH'S BALANCE	CURRENT RECEIPTS	CURRENT EXPENDITURES	CURRENT CASH BALANCE
450 9207	SCHOOLNET PLUS FY2007	0.00	0.00	0.00	0.00
450 9905	SCHOOLNET PLUS ROUND 5	0.00	0.00	0.00	0.00
451 9204	ONenet FY 2004	0.00	0.00	0.00	0.00
451 9205	DATA COMM ONenet FY 2005	0.00	0.00	0.00	0.00
451 9206	DATA COMM	0.00	0.00	0.00	0.00
451 9207	DATA COMM FY2007	0.00	0.00	0.00	0.00
451 9208	DATA COMM FY2008	0.00	0.00	0.00	0.00
451 9209	DATA COMM FY2009	0.00	0.00	0.00	0.00
451 9210	DATA COMM FY2010	0.00	0.00	0.00	0.00
451 9211	DATA COMM FY2011	0.00	0.00	0.00	0.00
451 9212	DATA COMM FY2012	0.00	0.00	0.00	0.00
451 9213	DATA COMM FY2013	0.00	0.00	0.00	0.00
451 9214	DATA COMM FY14	0.00	0.00	0.00	0.00
451 9215	FY15 DATA COMM	0.00	0.00	0.00	0.00
451 9216	FY16 DATA COMMUNICATIONS	0.00	0.00	0.00	0.00
451 9217	FY17 DATA COMMUNICATIONS	0.00	0.00	0.00	0.00
451 9718	FY18 DATA COMMUNICATIONS	0.00	0.00	0.00	0.00
451 9819	FY19 DATA COMMUNICATIONS	0.00	0.00	0.00	0.00
452 9204	SCHOOLNET PROF DEV FY 2004	1,800.00	0.00	500.00	1,300.00
452 9205	SCHOOLNET PROF DEV FY 2005	0.00	0.00	0.00	0.00
452 9206	SCHOOLNET PROF DEV FY 2006	0.00	0.00	0.00	0.00
452 9207	SCHOOLNET PROF DEV FY2007	0.00	0.00	0.00	0.00
452 9208	SCHOOLNET PROF DEV FY2008	0.00	0.00	0.00	0.00
452 9209	SCHOOLNET PROF DEV FY2009	0.00	0.00	0.00	0.00
452 9210	SCHOOLNET PROF DEV FY2010	0.00	0.00	0.00	0.00
454 9202	TECH EQUITY FY 2002	0.00	0.00	0.00	0.00
454 9203	TECH EQUITY FY03	0.00	0.00	0.00	0.00
458 9203	IVDL FY 2003 TOBACCO SETTLEMENT	0.00	0.00	0.00	0.00
459 9003	OHIO READS FY 2003 VOLUNTEER	0.00	0.00	0.00	0.00
459 9004	OHIO READS FY 2004 VOLUNTEER	0.00	0.00	0.00	0.00
459 9005	OHIO READS FY2005 VOLUNTEER	0.00	0.00	0.00	0.00
459 9006	OHIO READS FY 2006 VOLUNTEER	0.00	0.00	0.00	0.00
459 9007	OHIO READS FY2007 VOLUNTEER GRANT	0.00	0.00	0.00	0.00
459 9200	OHIO READS FY 2002 VOLUNTEER	0.00	0.00	0.00	0.00
459 9201	OHIO READS FY 2001 VOLUNTEER	0.00	0.00	0.00	0.00
459 9202	OHIO READS FY 2002	0.00	0.00	0.00	0.00
459 9203	OHIO READS FY 2003 #15044	0.00	0.00	0.00	0.00
459 9204	OHIO READS CONTINUATION GRANT FY 2004 003368	0.00	0.00	0.00	0.00
459 9205	OhioReads FY 2005	0.00	0.00	0.00	0.00
459 9206	OHIO READS FY 2006	0.00	0.00	0.00	0.00
459 9207	OHIO READS GRANT FY2007	0.00	0.00	0.00	0.00
459 9902	OHIO READS SUMMER 2002	0.00	0.00	0.00	0.00
459 9903	OHIO READS NEW SUMMER COMMUNITY #35173	0.00	0.00	0.00	0.00
460 9204	STUDENT INTERVENTION GRADES 9-10 FY 05	0.00	0.00	0.00	0.00
460 9205	STUDENT INTERVENTION GRADES 1-4 FY 2005	0.00	0.00	0.00	0.00
499 9207	FY2007 GIFTED SUPPLEMENTAL FUNDS	0.00	0.00	0.00	0.00
499 9208	GIFTED SUPPLEMENTAL FUNDS FY2008	0.00	0.00	0.00	0.00
499 9209	GIFTED SUPPLEMENTAL FUNDS FY2009	0.00	0.00	0.00	0.00
499 9210	SAFE ROUTES TO SCHOOL GRANT FY2010	0.00	0.00	0.00	0.00
499 9211	MISC. STATE GRANT SCHOOL IMPR INCENT AWARD	0.00	0.00	0.00	0.00
499 9214	OSFC SAFETY AND SECURITY GRANT	0.00	0.00	0.00	0.00
499 9718	MISC. STATE GRANT	0.00	0.00	0.00	0.00

DATE: 01/02/19
 TIME: 18:27

BRADFORD BOARD OF EDUCATION
 MONTHLY STATEMENT BOARD/ACTIVITY ACCOUNTS - DECEMBER

PAGE: 4
 MDECA CREATED (CASSUM)

FUND/SCC	DESCRIPTION	LAST MONTH'S BALANCE	CURRENT RECEIPTS	CURRENT EXPENDITURES	CURRENT CASH BALANCE
499 9819	Ohio School Safety Grants	2,570.75	0.00	0.00	2,570.75
499 9907	OHIO CORE IMPLEMENTATION GRANT	0.00	0.00	0.00	0.00
499 9909	ADVANCED ENERGY GRANT - OHIO DEPT OF DEVELOPM	0.00	0.00	0.00	0.00
504 0000	ED JOBS FUND	0.00	0.00	0.00	0.00
506 0000	RACE TO THE TOP FEDERAL FUNDS	0.00	0.00	0.00	0.00
516 0000	IDEA PART B	0.00	0.00	0.00	0.00
516 9017	IDEA PART B	0.00	0.00	0.00	0.00
516 9018	IDEA PART B	0.00	0.00	0.00	0.00
516 9206	IDEA PART B FY 2006	0.00	0.00	0.00	0.00
516 9207	IDEA PART B FY2007 (FLOW-THRU)	0.00	0.00	0.00	0.00
516 9208	IDEA B SPECIAL ED FY2008 FLOW THRU	0.00	0.00	0.00	0.00
516 9209	IDEA B SPECIAL ED FY2009 FLOWTHRU	0.00	0.00	0.00	0.00
516 9210	IDEA B SPECIAL ED FY2010	0.00	0.00	0.00	0.00
516 9211	IDEA B SPECIAL ED FY2011	0.00	0.00	0.00	0.00
516 9212	IDEA B SPECIAL ED FY2012	0.00	0.00	0.00	0.00
516 9213	IDEA B SPECIAL ED FY2013	0.00	0.00	0.00	0.00
516 9214	IDEA B SPECIAL ED FY2014	0.00	0.00	0.00	0.00
516 9215	IDEA B SPECIAL ED FY2015	0.00	0.00	0.00	0.00
516 9216	IDEA B SPECIAL ED FY2016	0.00	0.00	0.00	0.00
516 9217	IDEA B SPECIAL ED FY2017	0.00	0.00	0.00	0.00
516 932N	SPECIAL ED - ARRA STIMULUS	0.00	0.00	0.00	0.00
516 9320	SPECIAL ED - ARRA STIMULUS	0.00	0.00	0.00	0.00
516 9718	IDEA PART B	0.00	0.00	0.00	0.00
516 9819	TITLE 6B GRANT FOR 2018-2019	0.00	0.00	0.00	0.00
532 932N	STATE FISCAL STABILIZATION FUND (SFSE) STIMUL	0.00	0.00	0.00	0.00
532 9320	STATE FISCAL STABILIZATION FUND (SFSE) STIMUL	0.00	0.00	0.00	0.00
533 9210	TITLE II-TECH FY2010	0.00	0.00	0.00	0.00
533 9211	TITLE II-TECH FY2011	0.00	0.00	0.00	0.00
533 9212	TITLE II-D TECH FY2012	485.84	0.00	0.00	485.84
572 0000	TITLE I	0.00	0.00	0.00	0.00
572 9203	TITLE I FY 2003	0.00	0.00	0.00	0.00
572 9204	TITLE I FY 2004	0.00	0.00	0.00	0.00
572 9205	TITLE I FY 2005	0.00	0.00	0.00	0.00
572 9206	TITLE I FY 2006	0.00	0.00	0.00	0.00
572 9207	TITLE I FY2007	0.00	0.00	0.00	0.00
572 9208	TITLE I DISADVANTAGED YOUTH FY2008	0.00	0.00	0.00	0.00
572 9209	TITLE I DISADVANTAGED YOUTH FY2009	0.00	0.00	0.00	0.00
572 9210	TITLE I DISADVANTAGED YOUTH FY2010	0.00	0.00	0.00	0.00
572 9211	TITLE I DISADVANTAGED YOUTH FY2011	0.00	0.00	0.00	0.00
572 9212	TITLE I DISADVANTAGES YOUTH FY2012	0.00	0.00	0.00	0.00
572 9213	TITLE I DISADVANTAGES YOUTH FY2013	0.00	0.00	0.00	0.00
572 9214	TITLE I DISADVANTAGES YOUTH FY2014	0.00	0.00	0.00	0.00
572 9215	TITLE I DISADVANTAGED YOUTH FY2015	0.00	0.00	0.00	0.00
572 9216	TITLE I DISADVANTAGE YOUTH FY16	0.00	0.00	0.00	0.00
572 9217	TITLE I DISADVANTAGED YOUTH FY17	0.00	0.00	0.00	0.00
572 9218	TITLE I DISADVANTAGED YOUTH FY18	0.00	0.00	0.00	0.00
572 932N	TITLE I STIMULUS FY2010	0.00	0.00	0.00	0.00
572 932N	TITLE I STIMULUS FY2011	0.00	0.00	0.00	0.00
572 9718	TITLE I DISADVANTAGES YOUTH FY18	0.00	0.00	0.00	0.00
572 9819	TITLE ONE 2018-2019 SCHOOL YEAR	312.00-	45,312.00	13,508.06	31,491.94
573 9005	TITLE V FY 04 CARRYOVER	0.00	0.00	0.00	0.00
573 9204	TITLE V FY 2004	0.00	0.00	0.00	0.00

DATE: 01/02/19
 TIME: 18:27

BRADFORD BOARD OF EDUCATION
 MONTHLY STATEMENT BOARD/ACTIVITY ACCOUNTS - DECEMBER

MDECA CREATED (CASSUM)

FUND/SCC	DESCRIPTION	LAST MONTH'S BALANCE	CURRENT RECEIPTS	CURRENT EXPENDITURES	CURRENT CASH BALANCE
573 9205	TITLE V FY 2005	0.00	0.00	0.00	0.00
573 9206	TITLE V FY 2006	0.00	0.00	0.00	0.00
573 9207	TITLE V FY2007	0.00	0.00	0.00	0.00
573 9208	TITLE V FY2008	0.00	0.00	0.00	0.00
573 9209	TITLE V FY2009	0.00	0.00	0.00	0.00
584 9005	DRUG FREE GRANT FY 2004 CARRYOVER	0.00	0.00	0.00	0.00
584 9204	TITLE IV-A SAFE AND DRUG FREE SCHOOLS FY 2004	0.00	0.00	0.00	0.00
584 9205	DRUG FREE GRANT FY 2005	0.00	0.00	0.00	0.00
584 9206	DRUG FREE GRANT FY 2006	0.00	0.00	0.00	0.00
584 9207	SAFE AND DRUG FREE GRANT FY2007	0.00	0.00	0.00	0.00
584 9208	SAFE AND DRUG FREE FY2008	0.00	0.00	0.00	0.00
584 9209	SAFE AND DRUG FREE FY2009	0.00	0.00	0.00	0.00
584 9210	SAFE AND DRUG FREE FY2010	0.00	0.00	0.00	0.00
587 9017	PRESCHOOL MONIES	0.00	0.00	0.00	0.00
587 9018	PRESCHOOL MONIES	0.00	0.00	0.00	0.00
587 9206	IDEA FY 2006 DK CO FLOW-THRU	0.00	0.00	0.00	0.00
587 9207	IDEA PRESCHOOL FY2007 (FLOW-THRU)	0.00	0.00	0.00	0.00
587 9208	IDEA PRESCHOOL SPEC ED FY2008 FLOW THRU	0.00	0.00	0.00	0.00
587 9209	IDEA PRESCHOOL SPEC ED FY2009 FLOWTHRU	0.00	0.00	0.00	0.00
587 9210	IDEA PRESCHOOL SPEC ED FY2010	0.00	0.00	0.00	0.00
587 9211	IDEA PRESCHOOL SPEC ED FY2011	0.00	0.00	0.00	0.00
587 9212	IDEA PRESCHOOL SPEC ED FY2012	0.00	0.00	0.00	0.00
587 9213	IDEA PRESCHOOL SPEC ED FY2013	0.00	0.00	0.00	0.00
587 9214	IDEA PRESCHOOL SPEC ED FY2013	0.00	0.00	0.00	0.00
587 9215	IDEA PRESCHOOL SPEC ED FY2015	0.00	0.00	0.00	0.00
587 9216	IDEA PRESCHOOL SPEC ED FY2016	0.00	0.00	0.00	0.00
587 9217	IDEA PRESCHOOL SPEC ED FY2017	0.00	0.00	0.00	0.00
587 9320	IDEA B FY2010 STIMULUS	0.00	0.00	0.00	0.00
587 9320	IDEA B FY2011 STIMULUS	0.00	0.00	0.00	0.00
587 9718	IDEA	0.00	0.00	0.00	0.00
587 9819	PRESCHOOL GRANT FOR 2018-2019	0.00	0.00	0.00	0.00
590 9005	IMPROVING TCHR QUALITY (FY 04 Carryover) FY05	0.00	0.00	0.00	0.00
590 9014	IMPROVING TEACHER QUALITY FY14	0.00	0.00	0.00	0.00
590 9203	TITLE II-A FY 2003 IMPROVING TEACHER QUALITY	0.00	0.00	0.00	0.00
590 9204	IMPROVING TEACHER QUALITY FY 2004	0.00	0.00	0.00	0.00
590 9205	IMPROVING TCHR QUALITY FY 2005	0.00	0.00	0.00	0.00
590 9206	IMPROVING TCHR QUALITY FY 2006	0.00	0.00	0.00	0.00
590 9207	IMPROVING TEACHER QUALITY FY2007	0.00	0.00	0.00	0.00
590 9208	IMPROVING TEACHER QUALITY FY2008	0.00	0.00	0.00	0.00
590 9209	IMPROVING TEACHER QUALITY FY2009	0.00	0.00	0.00	0.00
590 9210	IMPROVING TEACHER QUALITY FY2010	0.00	0.00	0.00	0.00
590 9211	IMPROVING TEACHER QUALITY FY2011	0.00	0.00	0.00	0.00
590 9212	IMPROVING TEACHER QUALITY FY2012	0.00	0.00	0.00	0.00
590 9213	IMPROVING TEACHER QUALITY FY2013	0.00	0.00	0.00	0.00
590 9214	IMPROVING TEACHER QUALITY FY2014	0.00	0.00	0.00	0.00
590 9215	IMPROVING TEACHER QUALITY FY2015	0.00	0.00	0.00	0.00
590 9216	IMPROVING TEACHER QUALITY FY2016	0.00	0.00	0.00	0.00
590 9217	IMPROVING TEACHER QUALITY FY2017	0.00	0.00	0.00	0.00
590 9218	IMPROVING TEACHER QUALITY FY18	0.00	0.00	0.00	0.00
590 9718	IMPROVING TEACHER QUALITY FY2018	0.00	0.00	0.00	0.00
590 9819	TITLE IIA FOR THE 2018-2019 SCHOOL YEAR	0.00	0.00	0.00	0.00
599 0000	OTHER MISC FEDERAL GRANTS	51.31	0.00	0.00	51.31

DATE: 01/02/19
 TIME: 18:27

BRADFORD BOARD OF EDUCATION
 MONTHLY STATEMENT BOARD/ACTIVITY ACCOUNTS -

DECEMBER

MDECA CREATED (CASSUM)

FUND/SCC	DESCRIPTION	LAST MONTH'S BALANCE	CURRENT RECEIPTS	CURRENT EXPENDITURES	CURRENT CASH BALANCE
599 9001	FEMA MISC FEDERAL GRANT	0.00	0.00	0.00	0.00
599 9002	Assistive Technology Infusion Project Rd#2	0.00	0.00	0.00	0.00
599 9003	ASSISTIVE TECH INFUSION PROJECT Rd#3	0.00	0.00	0.00	0.00
599 9004	ATIP ROUND #4	0.00	0.00	0.00	0.00
599 9006	NATIONAL ARCHERY IN SCHOOLS PROGRAM	0.00	0.00	0.00	0.00
599 9118	MISC. FED. GRANT	71.60-	0.00	0.00	71.60-
599 9119	MISC. FED. GRANT	2,929.24-	0.00	6,889.80	9,819.04-
599 9199	GRANT SMALL RURAL SCHOOL GRANTS	5,927.90	23,987.00	5,877.90	24,037.00
599 9203	TITLE II-D TECHNOLOGY	0.00	0.00	0.00	0.00
599 9204	TITLE II-D FY 2004 TECHNOLOGY	0.00	0.00	0.00	0.00
599 9205	TITLE II-D FY 2005	0.00	0.00	0.00	0.00
599 9206	TITLE II-D FY 2006	0.00	0.00	0.00	0.00
599 9207	TITLE II-D FY2007	0.00	0.00	0.00	0.00
599 9208	TITLE II-D FY2008	0.00	0.00	0.00	0.00
599 9209	TITLE II-D FY2009	0.00	0.00	0.00	0.00
599 9210	TITLE II-D FY2010	0.00	0.00	0.00	0.00
599 9718	MISC. FED. GRANT	0.00	0.00	0.00	0.00
599 9819	TITLE IV FOR THE 2018-2019 SCHOOL YEAR	0.00	0.00	0.00	0.00
599 9905	REAP FEDERAL GRANT FY 2005	0.00	0.00	0.00	0.00
599 9907	REAP GRANT 2006 (FY2007	0.00	0.00	0.00	0.00
599 9908	REAP 2007 (FY2008) FEDERAL GRANT	0.00	0.00	0.00	0.00
599 9909	REAP FY2009 FEDERAL GRANT	0.00	0.00	0.00	0.00
599 9910	REAP FY2010	0.00	0.00	0.00	0.00
599 9911	REAP FY2011	0.00	0.00	0.00	0.00
599 9912	REAP FY2012	0.00	0.00	0.00	0.00
599 9913	REAP FY2013	0.00	0.00	0.00	0.00
599 9914	REAP FY2014	0.00	0.00	0.00	0.00
599 9915	REAP FY2105	0.00	0.00	0.00	0.00
599 9916	REAP FY2016	0.00	0.00	0.00	0.00
599 9917	REAP FY2017	0.00	0.00	0.00	0.00
599 9918	REAP FY2018	0.00	0.00	0.00	0.00
		22,498.00	2,363.50	550.00	24,311.50
GRAND TOTAL ALL FUNDS		7,616,572.15	515,425.00	585,334.57	7,546,662.58

DATE: 01/02/2019
 TIME: 13:02:39

OHIO DEPARTMENT OF EDUCATION - OFFICE OF SCHOOL MANAGEMENT ASSISTANCE
 ANNUAL SPENDING PLAN (CURRENT OPERATION - GENERAL FUND ONLY - O.R.C. 5705.391)

PAGE: 1

FORM SM-2

SCHOOL DISTRICT: BRADFORD BOARD OF EDUCATION

IRN # 045229

COUNTY: MIAMI

FISCAL YEAR: 2019

MONTH: 12

	MONTHLY ESTIMATE	MONTHLY ACTUAL	MONTHLY DIFFERENCE	FISCAL YTD ESTIMATE	FISCAL YTD ACTUAL	FISCAL YTD DIFFERENCE
REVENUES						
01.010 General Property (Real Estate)	0	0	0	0	379,616	379,616
01.020 Tangible Personal Property Tax	0	0	0	0	21,706	21,706
01.030 Income Tax	0	0	0	0	639,473	639,473
01.035 Unrestricted Grants-in-Aid	0	0	0	0	1,753,186	1,753,186
01.040 Restricted Grants-in-Aid	0	0	0	0	14,475	14,475
01.045 Restricted Grants-in-Aid - SFSF	0	0	0	0	0	0
01.050 Property Tax Allocation	0	0	0	0	76,922	76,922
01.060 All Other Operating Revenue	0	0	0	0	271,880	271,880
01.070 Total Revenue	0	0	0	0	3,157,258	3,157,258
OTHER FINANCING SOURCES						
02.010 Proceeds from Sale of Notes	0	0	0	0	0	0
02.020 State Emergency Loans & Advancements (Approved)	0	0	0	0	0	0
02.040 Operating Transfers-In	0	0	0	0	0	0
02.050 Advances-In	0	0	0	0	20,799	20,799
02.060 All Other Financing Sources	0	0	0	0	63,394	63,394
02.070 Total Other Financing Sources	0	0	0	0	84,193	84,193
02.080 Total Revenues and Other Financing Sources	0	0	0	0	3,241,451	3,241,451
EXPENDITURES						
03.010 Personal Services	0	0	0	0	1,394,615	1,394,615
03.020 Employees' Retirement/Insurance Benefits	0	0	0	0	487,677	487,677
03.030 Purchased Services	0	0	0	0	596,435	596,435
03.040 Supplies and Materials	0	0	0	0	66,968	66,968
03.050 Capital Outlay	0	0	0	0	165,483	165,483
03.060 Intergovernmental	0	0	0	0	0	0
04.010 Debt Service: All Principal (Historical)	0	0	0	0	0	0
04.020 Debt Service: Principal - Notes	0	0	0	0	0	0
04.030 Debt Service: Principal - State Loans	0	0	0	0	0	0
04.040 Debt Service: Principal - State Advancements	0	0	0	0	0	0
04.050 Debt Service: Principal - HB 264 Loans	0	0	0	0	0	0
04.055 Debt Service: Principal - Other	0	0	0	0	0	0
04.060 Debt Service: Interest and Fiscal Charges	0	0	0	0	79,723	79,723
04.300 Other Objects	0	0	0	0	2,790,901	2,790,901
04.500 Total Expenditures	0	0	0	0	2,790,901	2,790,901
OTHER FINANCING USES						
05.010 Operating Transfers - Out	0	0	0	0	0	0
05.020 Advances - Out	0	0	0	0	108,897	108,897
05.030 All Other Financing Uses	0	0	0	0	0	0
05.040 Total Other Financing Uses	0	0	0	0	108,897	108,897
05.050 Total Expenditure and Other Financing Uses	0	0	0	0	2,899,798	2,899,798
06.010 Excess Rev & Oth Financing Sources over(under) Exp &	0	0	0	0	341,653	341,653
07.010 Beginning Cash Balance	0	0	0	0	5,940,416	5,940,416
07.020 Ending Cash Balance	0	0	0	0	6,282,069	6,282,069
08.010 Outstanding Encumbrances	0	0	0	0	0	0

02-JAN-2019 01:04 PM

RECEIPT LIST

PAGE 1

List of Receipt Items by Date
MONTHLY REVENUE POSTINGS

Receipt Item
Number Number Stat Stat2 Description Amount

Receipt Date: 12/03/2018

994818	0001	A		Cash Sales World's Finest Choc	60.07
RECEIPT TOTAL:					60.07
994819	0001	A		LLR Inc Check 0029371808	41.00
RECEIPT TOTAL:					41.00
994820	0001	A		Student Breakfast	33.45
994820	0002	A		Adult Breakfast	0.00
994820	0003	A		Student Breakfast	4.00
994820	0004	A		Student Lunch Receipts	382.15
994820	0005	A		Student Milk Receipts	0.50
994820	0006	A		Student Alacarte	121.65
994820	0007	A		Adult Alacarte	62.50
994820	0008	A		Received On Account	(11.60)
RECEIPT TOTAL:					592.65
TOTAL FOR DATE: 12/03/2018					693.72

Receipt Date: 12/04/2018

994821	0001	A		Donation from Upper Valley CC	100.00
RECEIPT TOTAL:					100.00
994822	0001	A		FFA Dues Check # 3535	40.00
RECEIPT TOTAL:					40.00
994823	0001	A		Student Breakfast	17.90
994823	0002	A		Adult Breakfast	0.00
994823	0003	A		Student Breakfast	9.50
994823	0004	A		Student Lunch Receipts	332.85
994823	0005	A		Student Milk Receipts	0.50
994823	0006	A		Student Alacarte	132.45
994823	0007	A		Adult Alacarte	45.75
994823	0008	A		Received On Account	1.10
RECEIPT TOTAL:					540.05
994824	0001	A		Koenig Equipment Ck 113988 don	60.00
RECEIPT TOTAL:					60.00

List of Receipt Items by Date
MONTHLY REVENUE POSTINGS

Receipt Number	Item Number	Stat	Stat2	Description	Amount
----------------	-------------	------	-------	-------------	--------

Receipt Date: 12/04/2018

TOTAL FOR DATE: 12/04/2018 740.05

Receipt Date: 12/05/2018

994825	0001	A		Cash Sales World's Finest Choc	60.00
--------	------	---	--	--------------------------------	-------

RECEIPT TOTAL: 60.00

994826	0001	A		Title One Basic Grant	39,188.57
994826	0002	A		Improving Teacher Quality Grt	6,123.43

RECEIPT TOTAL: 45,312.00

994828	0001	A		Sweatshirts Hats sales	144.04
994828	0002	A		Brewer Check No 1048 Sweatshir	38.52
994828	0003	A		Apple Check # 1048 Sweatshirt	77.04
994828	0004	A		Angle Check No 12397 Sweatshir	38.52
994828	0005	A		Puthoff Check # 0951 Sweatshir	64.20
994828	0006	A		Triplett Check No 1267 Sweatsh	22.50
994828	0007	A		Spencer Ck No 908 Sweatshirt	72.76

RECEIPT TOTAL: 457.58

TOTAL FOR DATE: 12/05/2018 45,829.58

Receipt Date: 12/06/2018

994827	0001	A		Student Breakfast	39.90
994827	0002	A		Adult Breakfast	3.25
994827	0003	A		Student Breakfast	5.25
994827	0004	A		Student Lunch Receipts	341.65
994827	0005	A		Student Milk Receipts	1.00
994827	0006	A		Student Alacarte	111.50
994827	0007	A		Adult Alacarte	44.50
994827	0008	A		Received On Account	(139.90)

RECEIPT TOTAL: 407.15

994829	0001	A		FFA Dues-J Painter ck 2791	20.00
--------	------	---	--	----------------------------	-------

RECEIPT TOTAL: 20.00

994830	0001	A		S Moore Ck 3300	32.00
994830	0002	A		K Lear Ck 3849	22.00
994830	0003	A		A Carine Ck 2373	74.00

RECEIPT LIST
List of Receipt Items by Date
MONTHLY REVENUE POSTINGS

Receipt Number	Item Number	Stat	Stat2	Description	Amount
----------------	-------------	------	-------	-------------	--------

Receipt Date: 12/07/2018

994836	0001	A		Beachler ck 978 fruit	18.00
994836	0002	A		Shively Ck 1220 Fruit	17.00
994836	0003	A		Seman Ck 3971 Fruit	13.00
994836	0004	A		Clark Ck 3899 Fruit	50.00
994836	0005	A		Kaiser Ck 3031 Fruit	12.00
994836	0006	A		Denlinger Ck 9533 Fruit	19.00
994836	0007	A		Helnick Ck 9959 Fruit	20.00
994836	0008	A		Pearson Ck 1145 Fruit	19.00
994836	0009	A		Schweiterman Ck 850 Fruit	79.00
994836	0010	A		David Ck 320 Fruit	13.00
994836	0011	A		Carsner Ck 1938 Fruit	24.00
994836	0012	A		Hackett Ck 1283 Fruit	26.00
994836	0013	A		Shelton Ck 1500 Fruit	28.00
994836	0014	A		Beckstedt Ck 4581 Fruit	37.00
994836	0015	A		Kenworthy Ck 8309 Fruit	18.00
994836	0016	A		Beckstedt Ck 6718 Fruit	62.00
994836	0017	A		Schweiterman Ck 852 Fruit	40.00
994836	0018	A		Skinner Ck 416 Fruit	21.00
994836	0019	A		Beachler Ck 962 Fruit	15.00
994836	0020	A		Clark Ck 3888 Fruit	23.00
994836	0021	A		Grillot Ck 859 Fruit	21.00
994836	0022	A		Stryker Ck 2787 Fruit	26.00
994836	0023	A		Cash fruit sales	287.00

RECEIPT TOTAL: 888.00

999393	0001	B	EX	LEVPRO Adj. 11/11/18-11/24/18	594.30
999393	0002	B	EX	LEVPRO Adj. 11/11/18-11/24/18	719.62
999393	0003	B	EX	LEVPRO Adj. 11/11/18-11/24/18	1,176.12
999393	0004	B	EX	LEVPRO Adj. 11/11/18-11/24/18	237.79
999393	0005	B	EX	LEVPRO Adj. 11/11/18-11/24/18	1,044.76
999393	0006	B	EX	LEVPRO Adj. 11/11/18-11/24/18	885.40
999393	0007	B	EX	LEVPRO Adj. 11/11/18-11/24/18	310.20
999393	0008	B	EX	LEVPRO Adj. 11/11/18-11/24/18	307.73
999393	0009	B	EX	LEVPRO Adj. 11/11/18-11/24/18	383.91
999393	0010	B	EX	LEVPRO Adj. 11/11/18-11/24/18	492.24
999393	0011	B	EX	LEVPRO Adj. 11/11/18-11/24/18	(254.24)
999393	0012	B	EX	LEVPRO Adj. 11/11/18-11/24/18	(232.69)
999393	0013	B	EX	LEVPRO Adj. 11/11/18-11/24/18	(213.41)
999393	0014	B	EX	LEVPRO Adj. 11/11/18-11/24/18	(328.16)
999393	0015	B	EX	LEVPRO Adj. 11/11/18-11/24/18	(232.69)
999393	0016	B	EX	LEVPRO Adj. 11/11/18-11/24/18	(395.07)
999393	0017	B	EX	LEVPRO Adj. 11/11/18-11/24/18	(232.69)
999393	0018	B	EX	LEVPRO Adj. 11/11/18-11/24/18	(594.30)
999393	0019	B	EX	LEVPRO Adj. 11/11/18-11/24/18	(465.38)
999393	0020	B	EX	LEVPRO Adj. 11/11/18-11/24/18	(478.05)
999393	0021	B	EX	LEVPRO Adj. 11/11/18-11/24/18	(237.79)

List of Receipt Items by Date
MONTHLY REVENUE POSTINGS

Receipt Number	Item Number	Stat	Stat2	Description	Amount
Receipt Date: 12/07/2018					
999393	0022	B	EX	LEVPRO Adj. 11/11/18-11/24/18 (649.69)
999393	0023	B	EX	LEVPRO Adj. 11/11/18-11/24/18 (671.99)
999393	0024	B	EX	LEVPRO Adj. 11/11/18-11/24/18 (310.20)
999393	0025	B	EX	LEVPRO Adj. 11/11/18-11/24/18 (307.73)
999393	0026	B	EX	LEVPRO Adj. 11/11/18-11/24/18 (383.91)
999393	0027	B	EX	LEVPRO Adj. 11/11/18-11/24/18 (164.08)
999393	0028	B	EX	LEVPRO Adj. 11/11/18-11/24/18	955.92
999393	0029	B	EX	LEVPRO Adj. 11/11/18-11/24/18 (716.94)
999393	0030	B	EX	LEVPRO Adj. 11/11/18-11/24/18 (238.98)
999393	0031	B	EX	LEVPRO Adj. 11/11/18-11/24/18	380.48
999393	0032	B	EX	LEVPRO Adj. 11/11/18-11/24/18	94.25
999393	0033	B	EX	LEVPRO Adj. 11/11/18-11/24/18	101.63
999393	0034	B	EX	LEVPRO Adj. 11/11/18-11/24/18	956.33
999393	0035	B	EX	LEVPRO Adj. 11/11/18-11/24/18	125.42
999393	0036	B	EX	LEVPRO Adj. 11/11/18-11/24/18	158.71
999393	0037	B	EX	LEVPRO Adj. 11/11/18-11/24/18	282.41
999393	0038	B	EX	LEVPRO Adj. 11/11/18-11/24/18	510.37
999393	0039	B	EX	LEVPRO Adj. 11/11/18-11/24/18 (30.51)
999393	0040	B	EX	LEVPRO Adj. 11/11/18-11/24/18 (389.63)
999393	0041	B	EX	LEVPRO Adj. 11/11/18-11/24/18 (226.83)
999393	0042	B	EX	LEVPRO Adj. 11/11/18-11/24/18 (349.97)
999393	0043	B	EX	LEVPRO Adj. 11/11/18-11/24/18 (94.25)
999393	0044	B	EX	LEVPRO Adj. 11/11/18-11/24/18 (101.63)
999393	0045	B	EX	LEVPRO Adj. 11/11/18-11/24/18 (566.70)
999393	0046	B	EX	LEVPRO Adj. 11/11/18-11/24/18 (125.42)
999393	0047	B	EX	LEVPRO Adj. 11/11/18-11/24/18 (158.71)
999393	0048	B	EX	LEVPRO Adj. 11/11/18-11/24/18 (282.41)
999393	0049	B	EX	LEVPRO Adj. 11/11/18-11/24/18 (283.54)
999393	0050	B	EX	LEVPRO Adj. 11/11/18-11/24/18	230.76
999393	0051	B	EX	LEVPRO Adj. 11/11/18-11/24/18	248.83
999393	0052	B	EX	LEVPRO Adj. 11/11/18-11/24/18	203.96
999393	0053	B	EX	LEVPRO Adj. 11/11/18-11/24/18	237.79
999393	0054	B	EX	LEVPRO Adj. 11/11/18-11/24/18	166.25
999393	0055	B	EX	LEVPRO Adj. 11/11/18-11/24/18	514.80
999393	0056	B	EX	LEVPRO Adj. 11/11/18-11/24/18	246.12
999393	0057	B	EX	LEVPRO Adj. 11/11/18-11/24/18	226.83
999393	0058	B	EX	LEVPRO Adj. 11/11/18-11/24/18	170.12
999393	0059	B	EX	LEVPRO Adj. 11/11/18-11/24/18 (82.04)
999393	0060	B	EX	LEVPRO Adj. 11/11/18-11/24/18 (230.76)
999393	0061	B	EX	LEVPRO Adj. 11/11/18-11/24/18 (248.83)
999393	0062	B	EX	LEVPRO Adj. 11/11/18-11/24/18 (203.96)
999393	0063	B	EX	LEVPRO Adj. 11/11/18-11/24/18 (237.79)
999393	0064	B	EX	LEVPRO Adj. 11/11/18-11/24/18 (166.25)
999393	0065	B	EX	LEVPRO Adj. 11/11/18-11/24/18 (514.80)
999393	0066	B	EX	LEVPRO Adj. 11/11/18-11/24/18 (164.08)
999393	0067	B	EX	LEVPRO Adj. 11/11/18-11/24/18 (226.83)
999393	0068	B	EX	LEVPRO Adj. 11/11/18-11/24/18 (170.12)

List of Receipt Items by Date
MONTHLY REVENUE POSTINGS

Receipt Number	Item Number	Stat	Stat2	Description	Amount
Receipt Date: 12/07/2018					
999393	0069	B	EX	LEVPRO Adj. 11/11/18-11/24/18	46.43
999393	0070	B	EX	LEVPRO Adj. 11/11/18-11/24/18 (46.43)
999393	0071	B	EX	LEVPRO Adj. 11/11/18-11/24/18	1,334.35
999393	0072	B	EX	LEVPRO Adj. 11/11/18-11/24/18 (554.42)
999393	0073	B	EX	LEVPRO Adj. 11/11/18-11/24/18 (779.93)
999393	0074	B	EX	LEVPRO Adj. 11/11/18-11/24/18	151.48
999393	0075	B	EX	LEVPRO Adj. 11/11/18-11/24/18 (151.48)
999393	0076	B	EX	LEVPRO Adj. 11/11/18-11/24/18	1,430.65
999393	0077	B	EX	LEVPRO Adj. 11/11/18-11/24/18 (223.73)
999393	0078	B	EX	LEVPRO Adj. 11/11/18-11/24/18 (77.55)
999393	0079	B	EX	LEVPRO Adj. 11/11/18-11/24/18 (1,129.37)
999393	0080	B	EX	LEVPRO Adj. 11/11/18-11/24/18	877.55
999393	0081	B	EX	LEVPRO Adj. 11/11/18-11/24/18 (526.53)
999393	0082	B	EX	LEVPRO Adj. 11/11/18-11/24/18 (351.02)
999393	0083	B	EX	LEVPRO Adj. 11/11/18-11/24/18	371.11
999393	0084	B	EX	LEVPRO Adj. 11/11/18-11/24/18 (106.03)
999393	0085	B	EX	LEVPRO Adj. 11/11/18-11/24/18 (53.02)
999393	0086	B	EX	LEVPRO Adj. 11/11/18-11/24/18 (212.06)
999393	0087	B	EX	LEVPRO Adj. 11/11/18-11/24/18	161.28
999393	0088	B	EX	LEVPRO Adj. 11/11/18-11/24/18 (161.28)
999393	0089	B	EX	LEVPRO Adj. 11/11/18-11/24/18	455.94
999393	0090	B	EX	LEVPRO Adj. 11/11/18-11/24/18 (455.94)
999393	0091	B	EX	LEVPRO Adj. 11/11/18-11/24/18	360.32
999393	0092	B	EX	LEVPRO Adj. 11/11/18-11/24/18 (180.16)
999393	0093	B	EX	LEVPRO Adj. 11/11/18-11/24/18 (180.16)
999393	0094	B	EX	LEVPRO Adj. 11/11/18-11/24/18	698.86
999393	0095	B	EX	LEVPRO Adj. 11/11/18-11/24/18	774.44
999393	0096	B	EX	LEVPRO Adj. 11/11/18-11/24/18 (387.22)
999393	0097	B	EX	LEVPRO Adj. 11/11/18-11/24/18 (349.43)
999393	0098	B	EX	LEVPRO Adj. 11/11/18-11/24/18 (349.43)
999393	0099	B	EX	LEVPRO Adj. 11/11/18-11/24/18 (387.22)
999393	0100	B	EX	LEVPRO Adj. 11/11/18-11/24/18	196.80
999393	0101	B	EX	LEVPRO Adj. 11/11/18-11/24/18	275.28
999393	0102	B	EX	LEVPRO Adj. 11/11/18-11/24/18 (91.76)
999393	0103	B	EX	LEVPRO Adj. 11/11/18-11/24/18 (196.80)
999393	0104	B	EX	LEVPRO Adj. 11/11/18-11/24/18 (183.52)
999393	0105	B	EX	LEVPRO Adj. 11/11/18-11/24/18	786.22
999393	0106	B	EX	LEVPRO Adj. 11/11/18-11/24/18 (87.36)
999393	0107	B	EX	LEVPRO Adj. 11/11/18-11/24/18 (349.43)
999393	0108	B	EX	LEVPRO Adj. 11/11/18-11/24/18 (349.43)
999393	0109	B	EX	LEVPRO Adj. 11/11/18-11/24/18	1,564.62
999393	0110	B	EX	LEVPRO Adj. 11/11/18-11/24/18 (1,005.30)
999393	0111	B	EX	LEVPRO Adj. 11/11/18-11/24/18 (559.32)
999393	0112	B	EX	LEVPRO Adj. 11/11/18-11/24/18	1,438.46
999393	0113	B	EX	LEVPRO Adj. 11/11/18-11/24/18 (345.28)
999393	0114	B	EX	LEVPRO Adj. 11/11/18-11/24/18 (389.47)
999393	0115	B	EX	LEVPRO Adj. 11/11/18-11/24/18 (703.71)

RECEIPT LIST
List of Receipt Items by Date
MONTHLY REVENUE POSTINGS

Receipt Number	Item Number	Stat	Stat2	Description	Amount
----------------	-------------	------	-------	-------------	--------

Receipt Date: 12/07/2018

999393	0116	B	EX	LEVPRO Adj. 11/11/18-11/24/18	80.71
999393	0117	B	EX	LEVPRO Adj. 11/11/18-11/24/18 (26.90)
999393	0118	B	EX	LEVPRO Adj. 11/11/18-11/24/18 (53.81)
999393	0119	B	EX	LEVPRO Adj. 11/11/18-11/24/18	193.36
999393	0120	B	EX	LEVPRO Adj. 11/11/18-11/24/18 (193.36)
999393	0121	B	EX	LEVPRO Adj. 11/11/18-11/24/18	242.12
999393	0122	B	EX	LEVPRO Adj. 11/11/18-11/24/18 (80.71)
999393	0123	B	EX	LEVPRO Adj. 11/11/18-11/24/18 (161.41)
999393	0124	B	EX	LEVPRO Adj. 11/11/18-11/24/18	683.89
999393	0125	B	EX	LEVPRO Adj. 11/11/18-11/24/18 (181.13)
999393	0126	B	EX	LEVPRO Adj. 11/11/18-11/24/18 (502.76)
999393	0127	B	EX	LEVPRO Adj. 11/11/18-11/24/18	940.97
999393	0128	B	EX	LEVPRO Adj. 11/11/18-11/24/18 (170.12)
999393	0129	B	EX	LEVPRO Adj. 11/11/18-11/24/18 (770.85)
999393	0130	B	EX	LEVPRO Adj. 11/11/18-11/24/18	350.46
999393	0131	B	EX	LEVPRO Adj. 11/11/18-11/24/18 (350.46)

RECEIPT TOTAL: 0.00

TOTAL FOR DATE: 12/07/2018 1,222.68

Receipt Date: 12/08/2018

994841	0001	A		MSG BK VS FRANKLIN MONROE MS	308.00
--------	------	---	--	------------------------------	--------

RECEIPT TOTAL: 308.00

TOTAL FOR DATE: 12/08/2018 308.00

Receipt Date: 12/10/2018

994837	0001	A		Cash Sales World's Finest Choc	170.00
994837	0002	A		Miller Ck 2403 WF Chocolates	10.00

RECEIPT TOTAL: 180.00

994838	0001	A		A Jay Ck 1020 FFA Dues	20.00
--------	------	---	--	------------------------	-------

RECEIPT TOTAL: 20.00

994839	0001	A		Myers ck 1384 fruit	41.00
994839	0002	A		Canan Ck 3470 Fruit	19.00
994839	0003	A		Frock Ck 1014 Fruit	58.00
994839	0004	A		Hurst Ck 6056 fruit	46.00
994839	0005	A		Yingst Ck 1993 Fruit	19.00

RECEIPT LIST
List of Receipt Items by Date
MONTHLY REVENUE POSTINGS

Receipt Number	Item Number	Stat	Stat2	Description	Amount
----------------	-------------	------	-------	-------------	--------

Receipt Date: 12/10/2018

994839	0006	A		Barbee Ck 4704 fruit	15.00
994839	0007	A		Clum Ck 1285 Fruit	26.00
994839	0008	A		Miller Ck 189 Fruit	41.00
994839	0009	A		Miller Ck 1715 fruit	39.00
994839	0010	A		Frantz Ck 5026 Fruit	44.00
994839	0011	A		Manuel Ck 1099 fruit	12.00
994839	0012	A		Johnson Ck 1230 fruit	7.00
994839	0013	A		Enis Ck 3433 fruit	18.00
994839	0014	A		Miller Ck 2382 fruit	28.00
994839	0015	A		Miller Ck 1902 fruit	65.00
994839	0016	A		Hunt Ck 3034 fruit	60.00
994839	0017	A		Harrod Ck 958 Fruit	32.00
994839	0018	A		Triplet Ck 1268 fruit	71.00
994839	0019	A		Canan Ck 1342 Fruit	34.00
994839	0020	A		Surber Ck 15198 fruit	24.00
994839	0021	A		Barhorst Ck 1972 Fruit	61.00
994839	0022	A		Mead Ck 589 Fruit	10.00
994839	0023	A		Anglin Ck 748 fruit	18.00
994839	0024	A		Mason Ck 3460 Fruit	32.00
994839	0025	A		Estes Ck 1720 Fruit	12.00
994839	0026	A		Fair Ck 9145 Fruit	47.00
994839	0027	A		Cash Fruit Sales	504.00

RECEIPT TOTAL: 1,383.00

994840	0001	A		Student Breakfast	20.55
994840	0002	A		Adult Breakfast	3.50
994840	0003	A		Student Breakfast	6.00
994840	0004	A		Student Lunch Receipts	372.85
994840	0005	A		Student Milk Receipts	0.50
994840	0006	A		Student Alacarte	172.75
994840	0007	A		Adult Alacarte	53.00
994840	0008	A		Received On Account	(182.81)

RECEIPT TOTAL: 446.34

TOTAL FOR DATE: 12/10/2018 2,029.34

Receipt Date: 12/11/2018

994842	0001	A		Student Breakfast	22.60
994842	0002	A		Adult Breakfast	7.00
994842	0003	A		Student Breakfast	2.50
994842	0004	A		Student Lunch Receipts	346.65
994842	0005	A		Student Milk Receipts	0.00
994842	0006	A		Student Alacarte	121.20

=====

RECEIPT LIST
List of Receipt Items by Date
MONTHLY REVENUE POSTINGS

=====

Receipt Number	Item Number	Stat	Stat2	Description	Amount
----------------	-------------	------	-------	-------------	--------

Receipt Date: 12/13/2018

994847	0001	A		Cash Fruit Sales	116.00
994847	0002	A		Schmitz ck 6820 Fruit sales	25.00
994847	0003	A		Stoner Ck 9098 Fruit sales	22.00

RECEIPT TOTAL: 163.00

994848	0001	A		Student Breakfast	23.15
994848	0002	A		Adult Breakfast	0.75
994848	0003	A		Student Breakfast	6.00
994848	0004	A		Student Lunch Receipts	323.35
994848	0005	A		Student Milk Receipts	0.00
994848	0006	A		Student Alacarte	125.25
994848	0007	A		Adult Alacarte	45.75
994848	0008	A		Received On Account	(259.34)

RECEIPT TOTAL: 264.91

994849	0001	A		Aug/Sep/Oct Kindergarden Snack	1,604.55
--------	------	---	--	--------------------------------	----------

RECEIPT TOTAL: 1,604.55

994850	0001	A		MS BBK VS Bethel	313.00
--------	------	---	--	------------------	--------

RECEIPT TOTAL: 313.00

TOTAL FOR DATE: 12/13/2018 2,345.46

Receipt Date: 12/14/2018

994851	0001	A		Dunlevy Ck 1234-FFA convention	100.00
994851	0002	A		Dunlevy Ck 1234-FFA dues	20.00

RECEIPT TOTAL: 120.00

994852	0001	A		Student Breakfast	36.65
994852	0002	A		Adult Breakfast	0.75
994852	0003	A		Student Breakfast	0.75
994852	0004	A		Student Lunch Receipts	364.25
994852	0005	A		Student Milk Receipts	0.00
994852	0006	A		Student Alacarte	113.30
994852	0007	A		Adult Alacarte	41.25
994852	0008	A		Received On Account	(43.60)

RECEIPT TOTAL: 513.35

994853	0001	A		Cash - FFA Fruit	590.00
--------	------	---	--	------------------	--------

List of Receipt Items by Date
MONTHLY REVENUE POSTINGS

Receipt Number	Item Number	Stat	Stat2	Description	Amount
----------------	-------------	------	-------	-------------	--------

Receipt Date: 12/14/2018

994853	0002	A		Heckler Ck 429 FFA Fruit	122.00
994853	0003	A		Stanley Ck 1012 FFA Fruit	31.00
994853	0004	A		Markel Ck 1533 FFA Fruit	25.00
994853	0005	A		Miller Ck 3050 FA Fruit	206.00
994853	0006	A		Knecht Ck 1938 FFA Fruit	26.00
994853	0007	A		Miller Ck 625 - FFA Fruit	43.00
994853	0008	A		Flora Ck 1679 FFA Fruit	34.00
994853	0009	A		Elliot Ck 302 FFA Fruit	72.00
994853	0010	A		Dunlevy Ck 1233-FFA Fruit	401.00
994853	0011	A		Moyer Ck 1653 FFA Fruit	25.00
994853	0012	A		Barbee	31.00
994853	0013	A		Enis Ck 3433 fruit	18.00
994853	0014	A		Miller Ck 2382 fruit	28.00
994853	0015	A		Miller Ck 1902 fruit	65.00
994853	0016	A		Hunt Ck 3034 fruit	60.00
994853	0017	A		Harrod Ck 958 Fruit	32.00
994853	0018	A		Triplett Ck 1268 fruit	71.00
994853	0019	A		Canan Ck 1342 Fruit	34.00
994853	0020	A		Surber Ck 15198 fruit	24.00
994853	0021	A		Barhorst Ck 1972 Fruit	61.00
994853	0022	A		Mead Ck 589 Fruit	10.00
994853	0023	A		Anglin Ck 748 fruit	18.00
994853	0024	A		Mason Ck 3460 Fruit	32.00
994853	0025	A		Estes Ck 1720 Fruit	12.00
994853	0026	A		Fair Ck 9145 Fruit	47.00
994853	0027	A		Cash Fruit Sales	504.00

RECEIPT TOTAL: 2,622.00

994854	0001	A		Cash - FFA Fruit	(590.00)
994854	0002	A		Heckler Ck 429 FFA Fruit	(122.00)
994854	0003	A		Stanley Ck 1012 FFA Fruit	(31.00)
994854	0004	A		Markel Ck 1533 FFA Fruit	(25.00)
994854	0005	A		Miller Ck 3050 FA Fruit	(206.00)
994854	0006	A		Knecht Ck 1938 FFA Fruit	(26.00)
994854	0007	A		Miller Ck 625 - FFA Fruit	(43.00)
994854	0008	A		Flora Ck 1679 FFA Fruit	(34.00)
994854	0009	A		Elliot Ck 302 FFA Fruit	(72.00)
994854	0010	A		Dunlevy Ck 1233-FFA Fruit	(401.00)
994854	0011	A		Moyer Ck 1653 FFA Fruit	(25.00)
994854	0012	A		Barbee	(31.00)
994854	0013	A		Enis Ck 3433 fruit	(18.00)
994854	0014	A		Miller Ck 2382 fruit	(28.00)
994854	0015	A		Miller Ck 1902 fruit	(65.00)
994854	0016	A		Hunt Ck 3034 fruit	(60.00)
994854	0017	A		Harrod Ck 958 Fruit	(32.00)
994854	0018	A		Triplett Ck 1268 fruit	(71.00)

List of Receipt Items by Date
MONTHLY REVENUE POSTINGS

Receipt Number	Item Number	Stat	Stat2	Description	Amount
Receipt Date: 12/14/2018					
994854	0019	A		Canan Ck 1342 Fruit	(34.00)
994854	0020	A		Surber Ck 15198 fruit	(24.00)
994854	0021	A		Barhorst Ck 1972 Fruit	(61.00)
994854	0022	A		Mead Ck 589 Fruit	(10.00)
994854	0023	A		Anglin Ck 748 fruit	(18.00)
994854	0024	A		Mason Ck 3460 Fruit	(32.00)
994854	0025	A		Estes Ck 1720 Fruit	(12.00)
994854	0026	A		Fair Ck 9145 Fruit	(47.00)
994854	0027	A		Cash Fruit Sales	(504.00)
RECEIPT TOTAL:					(2,622.00)
994855	0001	A		Cash - FFA Fruit	590.00
994855	0002	A		Heckler Ck 429 FFA Fruit	122.00
994855	0003	A		Stanley Ck 1012 FFA Fruit	31.00
994855	0004	A		Markel Ck 1533 FFA Fruit	25.00
994855	0005	A		Miller Ck 3050 FA Fruit	206.00
994855	0006	A		Knecht Ck 1938 FFA Fruit	26.00
994855	0007	A		Miller Ck 625 - FFA Fruit	43.00
994855	0008	A		Flora Ck 1679 FFA Fruit	34.00
994855	0009	A		Elliot Ck 302 FFA Fruit	72.00
994855	0010	A		Dunlevy Ck 1233-FFA Fruit	401.00
994855	0011	A		Moyer Ck 1653 FFA Fruit	25.00
994855	0012	A		Barbee ck 3914 FFA Fruit	31.00
994855	0013	A		Kersey Ck 1010 FFA Fruit	10.00
994855	0014	A		Strunk Ck 1444 FFA Fruit	26.00
994855	0015	A		McNutt Ck 1208 FFA Fruit	28.00
994855	0016	A		Hurst Ck 6182 FFA Fruit	39.00
RECEIPT TOTAL:					1,709.00
994856	0001	A		Cash Sales World's Finest Choc	235.00
994856	0002	A		Grillot Ck 858 WF Chocolates	5.00
RECEIPT TOTAL:					240.00
994857	0001	A		Cash Sales World's Finest Choc	180.00
RECEIPT TOTAL:					180.00
994858	0001	A		BBV VS Miami East	952.00
RECEIPT TOTAL:					952.00
994859	0001	A		LUNCH-PUBLIC SECT 11	274.14
994859	0002	A		LUNCH-PUBLIC SECT 11	9,039.59
994859	0003	A		CRRS BREAKFAST REIMB -NOV 18	2,169.96

RECEIPT LIST
List of Receipt Items by Date
MONTHLY REVENUE POSTINGS

Receipt Number	Item Number	Stat	Stat2	Description	Amount
----------------	-------------	------	-------	-------------	--------

Receipt Date: 12/14/2018

RECEIPT TOTAL: 11,483.69

994860	0001	A		Opportunity Grant	79,564.67
994860	0002	A		Targeted Assistance	24,130.30
994860	0003	A		K-3 Literacy	1,668.58
994860	0004	A		Economic Disadvantaged Funding	2,380.42
994860	0005	A		Limited Eng Proficiency Fundin	0.00
994860	0006	A		Gifted Education Funding	1,556.02
994860	0007	A		Transportation	4,106.96
994860	0008	A		Special Education Addl Funding	10,910.52
994860	0009	A		Capacity Aid	47,550.17
994860	0010	A		Graduation Bonus	0.00
994860	0011	A		Third Grade Reading Bonus	0.00
994860	0012	A		Career Tech Education Funding	1,287.13
994860	0013	A		Preschool Special Education	689.30
994860	0014	A		Special Education Transportat	355.69
994860	0015	A		Open Enrollment Adjustment	13,903.23
994860	0016	B	EX	Educational Service Center	(3,652.27)
994860	0017	B	EX	Open Enrollment Adjustment	(18,135.59)
994860	0018	B	EX	Community School Adjustment	(1,758.21)
994860	0019	B	EX	Scholarship Transfer	(1,015.80)
994860	0020	B	EX	Other Adjustment -negative	(1,433.04)
994860	0021	B	EX	SF14 Regular Tuition	(21.82)
994860	0022	B	EX	SF14 Special Education Tuition	(82.74)
994860	0023	B	EX	College Credit Plus	(569.38)
994860	0024	B	EX	School Employees Retirement Sy	(6,215.00)
994860	0025	B	EX	State Teachers Retirement Sys	(13,530.00)
994860	0026	B	EX	Excess Cost	0.00
994860	0027	A		SF14 Regular Tuition	0.00
994860	0028	A		FY 2018 Final #2 Adjustment	5,896.17

RECEIPT TOTAL: 147,585.31

TOTAL FOR DATE: 12/14/2018 162,783.35

Receipt Date: 12/15/2018

994861	0001	A		MSGBK VS Russia MS	340.00
--------	------	---	--	--------------------	--------

RECEIPT TOTAL: 340.00

994862	0001	A		GVBK VS Covington HS	810.00
--------	------	---	--	----------------------	--------

RECEIPT TOTAL: 810.00

List of Receipt Items by Date
MONTHLY REVENUE POSTINGS

Receipt Number	Item Number	Stat	Stat2	Description	Amount
----------------	-------------	------	-------	-------------	--------

Receipt Date: 12/15/2018

TOTAL FOR DATE: 12/15/2018 1,150.00

Receipt Date: 12/17/2018

994863	0001	A		Athletic Boosters sales	105.16
--------	------	---	--	-------------------------	--------

RECEIPT TOTAL: 105.16

994864	0001	A		Hamilton Ck 4695 FFA Dues	20.00
994864	0002	A		Cash-FFA Dues	20.00

RECEIPT TOTAL: 40.00

994865	0001	A		Fruit Sales cash	336.00
994865	0002	A		Blythe Ck 5364 FFA Fruit	27.00
994865	0003	A		Gambill Ck 2499 FFA Fruit	48.00
994865	0004	A		Metz Ck 3144 FFA Fruit	7.00
994865	0005	A		Gambill Ck 1572 FFA Fruit	36.00
994865	0006	A		Taylor Ck 3291 FFA Fruit	120.00

RECEIPT TOTAL: 574.00

994867	0001	A		Student Breakfast	23.15
994867	0002	A		Adult Breakfast	1.50
994867	0003	A		Student Breakfast	3.00
994867	0004	A		Student Lunch Receipts	392.10
994867	0005	A		Student Milk Receipts	1.50
994867	0006	A		Student Alacarte	128.35
994867	0007	A		Adult Alacarte	47.75
994867	0008	A		Received On Account	(165.52)

RECEIPT TOTAL: 431.83

TOTAL FOR DATE: 12/17/2018 1,150.99

Receipt Date: 12/18/2018

994866	0001	A		Band Boosters sales	117.59
--------	------	---	--	---------------------	--------

RECEIPT TOTAL: 117.59

994868	0001	A		November 2018 Groceries/food	2,416.41
--------	------	---	--	------------------------------	----------

RECEIPT TOTAL: 2,416.41

RECEIPT LIST
List of Receipt Items by Date
MONTHLY REVENUE POSTINGS

Receipt Number	Item Number	Stat	Stat2	Description	Amount
----------------	-------------	------	-------	-------------	--------

Receipt Date: 12/18/2018

994869	0001	A		Student Breakfast	33.35
994869	0002	A		Adult Breakfast	0.00
994869	0003	A		Student Breakfast	3.00
994869	0004	A		Student Lunch Receipts	371.45
994869	0005	A		Student Milk Receipts	0.00
994869	0006	A		Student Alacarte	104.25
994869	0007	A		Adult Alacarte	53.25
994869	0008	A		Received On Account	87.95

RECEIPT TOTAL: 653.25

994870	0001	A		Beachler Ck 979 fees	75.00
994870	0002	A		Fair Ck 1516 Fees	97.00
994870	0003	A		Roberts-cash Edison fees	196.00
994870	0004	A		Roberts-Cash student fees	204.00

RECEIPT TOTAL: 572.00

TOTAL FOR DATE: 12/18/2018 3,759.25

Receipt Date: 12/19/2018

994871	0001	A		Grinch Movie cash 44* \$2	88.00
994871	0002	A		Beachlerck 967 2022 shirt sale	4.00
994871	0003	A		Wacker-Ck 2111 2022 Shirt sale	22.00
994871	0004	A		Barhorst-ck 1963 2022 shirt	14.00
994871	0005	A		Beiruis ck 1175-2022 Shirt sal	22.00
994871	0006	A		Miller CK 2145-2022 Shirt Sale	22.00
994871	0007	A		Richard-ck 1536-2022 sales	36.00
994871	0008	A		Canan ck 3472-2022 shirt sales	32.00
994871	0009	A		Myers Ck 1308-2022 shirt sales	14.00
994871	0010	A		Beckstedt Ck 6714-2022 shirt s	32.00

RECEIPT TOTAL: 286.00

994872	0001	A		Grinch Movie cash 44* \$2	(88.00)
994872	0002	A		Beachlerck 967 2022 shirt sale	(4.00)
994872	0003	A		Wacker-Ck 2111 2022 Shirt sale	(22.00)
994872	0004	A		Barhorst-ck 1963 2022 shirt	(14.00)
994872	0005	A		Beiruis ck 1175-2022 Shirt sal	(22.00)
994872	0006	A		Miller CK 2145-2022 Shirt Sale	(22.00)
994872	0007	A		Richard-ck 1536-2022 sales	(36.00)
994872	0008	A		Canan ck 3472-2022 shirt sales	(32.00)
994872	0009	A		Myers Ck 1308-2022 shirt sales	(14.00)
994872	0010	A		Beckstedt Ck 6714-2022 shirt s	(32.00)

RECEIPT LIST
List of Receipt Items by Date
MONTHLY REVENUE POSTINGS

Receipt Number	Item Number	Stat	Stat2	Description	Amount
----------------	-------------	------	-------	-------------	--------

Receipt Date: 12/19/2018

RECEIPT TOTAL: (286.00)

994873	0001	A		Grinch Movie cash 44* \$2	88.00
994873	0002	A		Stemen ck 1008 Grinch Movie	4.00

RECEIPT TOTAL: 92.00

994874	0001	A		Fruit Sales cash	98.00
994874	0002	A		Gaier Ck 9345 Fruit Sales	87.00
994874	0003	A		Wilcox Ck 1674 Fruit Sales	19.00
994874	0004	A		Magoto ck 2106 Fruit Sales	34.00
994874	0005	A		Glick Ck 7086 Fruit Sales	69.00
994874	0006	A		Pitsenbarger Ck 1404 Fruit Sal	93.00

RECEIPT TOTAL: 400.00

994875	0001	A		Cash Sales World's Finest Choc	230.00
994875	0002	A		Myers Ck 238 WFC sales	10.00

RECEIPT TOTAL: 240.00

994876	0001	A		Student Breakfast	28.70
994876	0002	A		Adult Breakfast	0.00
994876	0003	A		Student Breakfast	4.00
994876	0004	A		Student Lunch Receipts	384.45
994876	0005	A		Student Milk Receipts	0.00
994876	0006	A		Student Alacarte	106.25
994876	0007	A		Adult Alacarte	76.50
994876	0008	A		Received On Account	(138.10)

RECEIPT TOTAL: 461.80

994878	0001	A		Gordon's Food Rebate	315.22
--------	------	---	--	----------------------	--------

RECEIPT TOTAL: 315.22

TOTAL FOR DATE: 12/19/2018 1,509.02

Receipt Date: 12/20/2018

994877	0001	A		Student Breakfast	27.30
994877	0002	A		Adult Breakfast	0.00
994877	0003	A		Student Breakfast	7.50
994877	0004	A		Student Lunch Receipts	366.45
994877	0005	A		Student Milk Receipts	0.50

List of Receipt Items by Date
MONTHLY REVENUE POSTINGS

Receipt Number	Item Number	Stat	Stat2	Description	Amount
----------------	-------------	------	-------	-------------	--------

Receipt Date: 12/20/2018

994877	0006	A		Student Alacarte	95.25
994877	0007	A		Adult Alacarte	33.50
994877	0008	A		Received On Account	(273.25)

RECEIPT TOTAL: 257.25

994879	0001	A		Fruit Sales cash	975.00
994879	0002	A		Mcmliller Ck 3806 Fruit Sales	28.00
994879	0003	A		Roeth Ck 15261 Fruit Sales	16.00
994879	0004	A		Beck Ck 184 Fruit Sales	27.00
994879	0005	A		Dunlevy ck 2927 Fruit Sales	46.00
994879	0006	A		Jay Ck 4943 Fruit Sales	31.00
994879	0007	A		Hoelscher Ck 9139 Fruit Sales	13.00
994879	0008	A		Angle Ck 12380 Fruit Sales	30.00
994879	0009	A		Thompson Ck 5221 Fruit Sales	30.00
994879	0010	A		Stoner Ck 9094 Fruit Sales	50.00
994879	0011	A		Yingst Ck 2010 Fruit Sales	15.00
994879	0012	A		Osborne Ck 2582 Fruit Sales	26.00
994879	0013	A		Myers Ck 236 Fruit Sales	23.00
994879	0014	A		Johnson Ck 1231 Fruit Sales	7.00
994879	0015	A		Burgett Ck 313 Fruit Sales	19.00
994879	0016	A		Estes Ck 1718 Fruit Sales	25.00
994879	0017	A		Poth Ck 113 Fruit Sales	13.00
994879	0018	A		Bryan Ck 4956 Fruit Sales	38.00
994879	0019	A		Bryan Ck 7586 Fruit Sales	26.00
994879	0020	A		Vanhoose Ck 6612 Fruit Sales	27.00
994879	0021	A		Newton Ck 1051 Fruit Sales	18.00
994879	0022	A		Arnold Ck 2095 Fruit Sales	13.00
994879	0023	A		Parkman Ck 1274 Fruit Sales	39.00
994879	0024	A		Dillon Ck 9392 Fruit Sales	68.00
994879	0025	A		Riley Ck 8012 Fruit Sales	41.00
994879	0026	A		Gehret Ck 6403 Fruit Sales	40.00
994879	0027	A		Seman Ck 3970 Fruit Sales	13.00
994879	0028	A		Bowman Ck 535 Fruit Sales	65.00
994879	0029	A		Fike Ck 2103 Fruit Sales	30.00
994879	0030	A			0.00

RECEIPT TOTAL: 1,792.00

994880	0001	A		Trail Mix Sales	107.00
--------	------	---	--	-----------------	--------

RECEIPT TOTAL: 107.00

994881	0001	A		FFA Dues-Cash	40.00
--------	------	---	--	---------------	-------

RECEIPT TOTAL: 40.00

RECEIPT LIST
List of Receipt Items by Date
MONTHLY REVENUE POSTINGS

Receipt Number	Item Number	Stat	Stat2	Description	Amount
Receipt Date: 12/20/2018					
994882	0001	A		Donations from Christmas Conct	214.12
RECEIPT TOTAL:					214.12
994883	0001	A		MS BBK VS Miami East	404.00
RECEIPT TOTAL:					404.00
TOTAL FOR DATE: 12/20/2018					2,814.37
Receipt Date: 12/21/2018					
994884	0001	A		Student Breakfast	21.30
994884	0002	A		Adult Breakfast	0.00
994884	0003	A		Student Breakfast	3.50
994884	0004	A		Student Lunch Receipts	443.65
994884	0005	A		Student Milk Receipts	0.00
994884	0006	A		Student Alacarte	145.55
994884	0007	A		Adult Alacarte	63.75
994884	0008	A		Received On Account	(112.53)
RECEIPT TOTAL:					565.22
994885	0001	A		Fruit Sales cash	604.00
994885	0002	A		Christner Ck 1016 Fruit Sales	22.00
994885	0003	A		Miller Ck 2786 Fruit Sales	11.00
994885	0004	A		Martin Ck 1465 Fruit Sales	108.00
994885	0005	A		Christian Ck 3042 Fruit Sales	27.00
994885	0006	A		Baker Ck 5260 Fruit Sales	26.00
994885	0007	A		Slomba Ck 4000 Fruit Sales	17.00
RECEIPT TOTAL:					815.00
994886	0001	B	EX	4 computers for library	3,331.56
RECEIPT TOTAL:					3,331.56
994887	0001	A		Grinch Movie cash 44* \$2	88.00
994887	0002	A		Skinner Ck 1606 Grinch Movie	4.00
994887	0003	A		Grove Ck 7454 Grinch Movie	4.00
RECEIPT TOTAL:					96.00
999394	0001	B	EX	LEVPRO Adj. 11/25/18-12/07/18	372.76
999394	0002	B	EX	LEVPRO Adj. 11/25/18-12/07/18	254.24
999394	0003	B	EX	LEVPRO Adj. 11/25/18-12/07/18	478.05

List of Receipt Items by Date
MONTHLY REVENUE POSTINGS

Receipt Number	Item Number	Stat	Stat2	Description	Amount
Receipt Date: 12/21/2018					
999394	0004	B	EX	LEVPRO Adj. 11/25/18-12/07/18	254.62
999394	0005	B	EX	LEVPRO Adj. 11/25/18-12/07/18	640.23
999394	0006	B	EX	LEVPRO Adj. 11/25/18-12/07/18	620.40
999394	0007	B	EX	LEVPRO Adj. 11/25/18-12/07/18	461.60
999394	0008	B	EX	LEVPRO Adj. 11/25/18-12/07/18	383.91
999394	0009	B	EX	LEVPRO Adj. 11/25/18-12/07/18 (372.76)
999394	0010	B	EX	LEVPRO Adj. 11/25/18-12/07/18 (254.24)
999394	0011	B	EX	LEVPRO Adj. 11/25/18-12/07/18 (232.69)
999394	0012	B	EX	LEVPRO Adj. 11/25/18-12/07/18 (254.62)
999394	0013	B	EX	LEVPRO Adj. 11/25/18-12/07/18 (426.82)
999394	0014	B	EX	LEVPRO Adj. 11/25/18-12/07/18 (310.20)
999394	0015	B	EX	LEVPRO Adj. 11/25/18-12/07/18 (461.60)
999394	0016	B	EX	LEVPRO Adj. 11/25/18-12/07/18 (245.36)
999394	0017	B	EX	LEVPRO Adj. 11/25/18-12/07/18 (213.41)
999394	0018	B	EX	LEVPRO Adj. 11/25/18-12/07/18 (310.20)
999394	0019	B	EX	LEVPRO Adj. 11/25/18-12/07/18 (383.91)
999394	0020	B	EX	LEVPRO Adj. 11/25/18-12/07/18	1,194.90
999394	0021	B	EX	LEVPRO Adj. 11/25/18-12/07/18 (1,194.90)
999394	0022	B	EX	LEVPRO Adj. 11/25/18-12/07/18	319.46
999394	0023	B	EX	LEVPRO Adj. 11/25/18-12/07/18	50.82
999394	0024	B	EX	LEVPRO Adj. 11/25/18-12/07/18	59.02
999394	0025	B	EX	LEVPRO Adj. 11/25/18-12/07/18	158.71
999394	0026	B	EX	LEVPRO Adj. 11/25/18-12/07/18	706.02
999394	0027	B	EX	LEVPRO Adj. 11/25/18-12/07/18 (319.46)
999394	0028	B	EX	LEVPRO Adj. 11/25/18-12/07/18 (50.82)
999394	0029	B	EX	LEVPRO Adj. 11/25/18-12/07/18 (59.02)
999394	0030	B	EX	LEVPRO Adj. 11/25/18-12/07/18 (706.02)
999394	0031	B	EX	LEVPRO Adj. 11/25/18-12/07/18 (158.71)
999394	0032	B	EX	LEVPRO Adj. 11/25/18-12/07/18	124.41
999394	0033	B	EX	LEVPRO Adj. 11/25/18-12/07/18	203.96
999394	0034	B	EX	LEVPRO Adj. 11/25/18-12/07/18	178.34
999394	0035	B	EX	LEVPRO Adj. 11/25/18-12/07/18	119.73
999394	0036	B	EX	LEVPRO Adj. 11/25/18-12/07/18 (124.41)
999394	0037	B	EX	LEVPRO Adj. 11/25/18-12/07/18 (203.96)
999394	0038	B	EX	LEVPRO Adj. 11/25/18-12/07/18 (119.73)
999394	0039	B	EX	LEVPRO Adj. 11/25/18-12/07/18 (178.34)
999394	0040	B	EX	LEVPRO Adj. 11/25/18-12/07/18	1,430.57
999394	0041	B	EX	LEVPRO Adj. 11/25/18-12/07/18 (876.15)
999394	0042	B	EX	LEVPRO Adj. 11/25/18-12/07/18 (350.46)
999394	0043	B	EX	LEVPRO Adj. 11/25/18-12/07/18 (203.96)
999394	0044	B	EX	LEVPRO Adj. 11/25/18-12/07/18	61.46
999394	0045	B	EX	LEVPRO Adj. 11/25/18-12/07/18 (61.46)
999394	0046	B	EX	LEVPRO Adj. 11/25/18-12/07/18	87.76
999394	0047	B	EX	LEVPRO Adj. 11/25/18-12/07/18 (87.76)
999394	0048	B	EX	LEVPRO Adj. 11/25/18-12/07/18	61.46
999394	0049	B	EX	LEVPRO Adj. 11/25/18-12/07/18 (61.46)
999394	0050	B	EX	LEVPRO Adj. 11/25/18-12/07/18	349.43

List of Receipt Items by Date
MONTHLY REVENUE POSTINGS

Receipt Number	Item Number	Stat	Stat2	Description	Amount
Receipt Date: 12/21/2018					
999394	0051	B	EX	LEVPRO Adj. 11/25/18-12/07/18 (349.43)
999394	0052	B	EX	LEVPRO Adj. 11/25/18-12/07/18	196.80
999394	0053	B	EX	LEVPRO Adj. 11/25/18-12/07/18 (196.80)
999394	0054	B	EX	LEVPRO Adj. 11/25/18-12/07/18	349.43
999394	0055	B	EX	LEVPRO Adj. 11/25/18-12/07/18 (349.43)
999394	0056	B	EX	LEVPRO Adj. 11/25/18-12/07/18	67.26
999394	0057	B	EX	LEVPRO Adj. 11/25/18-12/07/18 (67.26)
999394	0058	B	EX	LEVPRO Adj. 11/25/18-12/07/18	201.76
999394	0059	B	EX	LEVPRO Adj. 11/25/18-12/07/18 (201.76)
999394	0060	B	EX	LEVPRO Adj. 11/25/18-12/07/18	44.82
999394	0061	B	EX	LEVPRO Adj. 11/25/18-12/07/18 (44.82)
999394	0062	B	EX	LEVPRO Adj. 11/25/18-12/07/18	106.71
999394	0063	B	EX	LEVPRO Adj. 11/25/18-12/07/18 (106.71)

RECEIPT TOTAL: 0.00

TOTAL FOR DATE: 12/21/2018 4,807.78

Receipt Date: 12/22/2018

994888	0001	A		BBV VS Bethel	834.00
--------	------	---	--	---------------	--------

RECEIPT TOTAL: 834.00

TOTAL FOR DATE: 12/22/2018 834.00

Receipt Date: 12/24/2018

994889	0001	A		MSG BK VS TRIVILLAGE MS	292.00
--------	------	---	--	-------------------------	--------

RECEIPT TOTAL: 292.00

TOTAL FOR DATE: 12/24/2018 292.00

Receipt Date: 12/27/2018

994890	0001	A		2019 Yearbook PreSales	102.00
--------	------	---	--	------------------------	--------

RECEIPT TOTAL: 102.00

TOTAL FOR DATE: 12/27/2018 102.00

List of Receipt Items by Date
MONTHLY REVENUE POSTINGS

Receipt Number	Item Number	Stat	Stat2	Description	Amount
----------------	-------------	------	-------	-------------	--------

Receipt Date: 12/28/2018

994891	0001	A		Opportunity Grant	79,896.21
994891	0002	A		Targeted Assistance	24,536.05
994891	0003	A		K-3 Literacy	1,680.19
994891	0004	A		Economic Disadvantaged Funding	1,476.76
994891	0005	A		Limited Eng Proficiency Fundin	0.00
994891	0006	A		Gifted Education Funding	1,609.12
994891	0007	A		Transportation	4,071.61
994891	0008	A		Special Education Addl Funding	11,136.99
994891	0009	A		Capacity Aid	47,794.25
994891	0010	A		Graduation Bonus	0.00
994891	0011	A		Third Grade Reading Bonus	0.00
994891	0012	A		Career Tech Education Funding	423.22
994891	0013	A		Preschool Special Education	3,843.26
994891	0014	A		Special Education Transportat	2,989.36
994891	0015	A		Open Enrollment Adjustment	13,912.49
994891	0016	B	EX	Educational Service Center	(4,137.50)
994891	0017	B	EX	Open Enrollment Adjustment	(18,191.50)
994891	0018	B	EX	Community School Adjustment	(1,246.22)
994891	0019	B	EX	Scholarship Transfer	(1,015.80)
994891	0020	B	EX	Other Adjustment -negative	(1,434.87)
994891	0021	B	EX	SF14 Regular Tuition	(21.82)
994891	0022	B	EX	SF14 Special Education Tuition	(82.73)
994891	0023	B	EX	College Credit Plus	(569.38)
994891	0024	B	EX	School Employees Retirement Sy	(6,215.00)
994891	0025	B	EX	State Teachers Retirement Sys	(13,530.00)
994891	0026	B	EX	Excess Cost	0.00
994891	0027	A		SF14 Regular Tuition	0.00
994891	0028	A		FY 2018 Final #2 Adjustment	0.00

RECEIPT TOTAL: 146,924.69

994892 0001 A GVBK VS National Trail 320.00

RECEIPT TOTAL: 320.00

TOTAL FOR DATE: 12/28/2018 147,244.69

Receipt Date: 12/31/2018

994893 0001 A GVBK VS Houston 226.00

RECEIPT TOTAL: 226.00

994894 0001 A Small Rural Schools Grant 23,897.00

DATE: 01/02/2019
TIME: 13:06:46

BRADFORD BOARD OF EDUCATION
SUMMARY CHECK REGISTER - ALL CHECKS

PAGE 1
(CHECKS)

CHECK	DATE	NUMBER	VENDOR - NAME	AMOUNT	O-STS-C	REC/VD
21407	12/07/18	5323	AMERICAN FIDELITY ASSURANCE	416.67	W R	12/31/18
21408	12/06/18	300074	ARMSTRONG, ZACH	60.00	W W	
21409	12/06/18	300075	SMITH, RODNEY	60.00	W W	
21410	12/07/18	233	DP&L	4,405.00	W R	12/31/18
21411	12/07/18	4568	HOBY REGISTRATION	225.00	W R	12/31/18
21412	12/07/18	3714	LOWE'S	341.70	W R	12/31/18
21413	12/07/18	593	VILLAGE OF BRADFORD	1,387.00	W R	12/31/18
21414	12/12/18	4896	ADMIRAL FLAG POLES INC	1,117.00	W R	12/31/18
21415	12/12/18	5198	ANGLIN, MIKAELA	352.50	W R	12/31/18
21416	12/12/18	5408	ARBITER SPORTS	175.00	W R	12/31/18
21417	12/12/18	5257	BARGA, JANA	175.00	W R	12/31/18
21418	12/12/18	1812	BRADFORD HIGH SCHOOL	1,604.55	W R	12/31/18
21419	12/12/18	5150	BRICKER & ECKLER LLP	225.50	W R	12/31/18
21420	12/12/18	5362	CARDMEMBER SERVICE	2,633.66	W R	12/31/18
21421	12/12/18	5033	CDI COMPUTER DEALERS INC.	15,163.07	W R	12/31/18
21422	12/12/18	1412	CLARK'S PIZZA	530.00	W W	
21423	12/12/18	184	COCA-COLA BOTTLING CO.	635.00	W R	12/31/18
21424	12/12/18	4406	COUNCIL ON RURAL SERVICE PRG	1,365.00	W R	12/31/18
21425	12/12/18	231	DARKE COUNTY EDUCATIONAL	18,360.01	W R	12/31/18
21426	12/12/18	5318	DB YUMMERS	420.00	W R	12/31/18
21427	12/12/18	1334	BARGER, DEBBIE	222.75	W R	12/31/18
21428	12/12/18	4194	EAST OF CHICAGO PIZZA	360.00	W R	12/31/18
21429	12/12/18	5246	FREY, KATIE	100.00	W R	12/31/18
21430	12/12/18	2664	HAUER'S MUSIC HOUSE, INC.	198.00	W R	12/31/18
21431	12/12/18	5176	HERSHEY CREAMERY CO.	254.16	W R	12/31/18
21432	12/12/18	2514	INSTITUTE FOR EDUCATIONAL	239.00	W R	12/31/18
21433	12/12/18	6015	JOSEPH HURST	337.69	W R	12/31/18
21434	12/12/18	677	JOSTEN'S	2,512.89	W R	12/31/18
21435	12/12/18	4994	KOORSEN FIRE & SECURITY INC	354.80	W R	12/31/18
21436	12/12/18	3363	MADISON/CHAMPAIGN E.S.C.	180.00	W R	12/31/18
21437	12/12/18	5292	META SOLUTIONS	1,857.20	W R	12/31/18
21438	12/12/18	4538	MIAMI CO SHERIFF DEPUTY ASSN	3,600.00	W W	
21439	12/12/18	1963	MIAMI COUNTY EDUCATIONAL	12,398.57	W R	12/31/18
21440	12/12/18	4374	MIAMI COUNTY ESC	130.00	W R	12/31/18
21441	12/12/18	695	MIAMI COUNTY SHERIFF'S DEPT	675.00	W V	12/26/18
21442	12/12/18	458	OHIO SCHOOL BOARDS ASSOC	3,668.00	W R	12/31/18
21443	12/12/18	1743	P&R COMMUNICATIONS SERVICE I	912.00	W R	12/31/18
21444	12/12/18	5319	PEARL VALLEY CHEESE, INC	837.65	W R	12/31/18
21445	12/12/18	5251	PERFECTION BAKERIES, INC.	238.24	W W	
21446	12/12/18	54	RAY, WENDY	85.14	W R	12/31/18
21447	12/12/18	4272	REITER DAIRY OF SPRINGFIELD	1,344.65	W R	12/31/18
21448	12/12/18	1265	RUMPKE INC.	608.10	W R	12/31/18
21449	12/12/18	5192	SCHMITZ, TINA	753.23	W R	12/31/18
21450	12/12/18	4520	SNEED, LAURA	24.75	W R	12/31/18
21451	12/12/18	5127	SPIRIT MEDICAL TRANSPORT	1,900.00	W R	12/31/18
21452	12/12/18	6012	SURBER, CARLA G	289.56	W R	12/31/18
21453	12/12/18	4599	WOODHULL/FELTZ C/O US BANK	2,150.00	W R	12/31/18
21454	12/12/18	591	UPPER VALLEY CAREER CENTER	828.32	W R	12/31/18
21455	12/12/18	3643	VECTREN ENERGY DELIVERY	812.70	W R	12/31/18
21456	12/12/18	4119	W.R. HACKETT INC.	148.55	W R	12/31/18
21457	12/12/18	3792	WAIBEL ENERGY SYSTEMS, INC	1,687.56	W R	12/31/18
21458	12/12/18	4791	YANKEE CANDLE FUNDRAISING	238.10	W R	12/31/18
21459	12/12/18	4954	YINGST, CRYSTAL	34.65	W R	12/31/18
21460	12/13/18	300076	WITTEN, IMARI	60.00	W R	12/31/18
21461	12/13/18	300077	MARTIN, TRACEY	60.00	W W	
21462	12/13/18	300078	PLACE, JOEL	60.00	W R	12/31/18

DATE: 01/02/2019
TIME: 13:06:46

BRADFORD BOARD OF EDUCATION
SUMMARY CHECK REGISTER - ALL CHECKS

PAGE 2
(CHECKS)

CHECK	DATE	NUMBER	VENDOR - NAME	AMOUNT	O-STS-C	REC/VD
21463	12/13/18	300079	PEASANT, JULIAN	60.00	W R	12/31/18
21464	12/14/18	300085	STRATTON, SCOTT	40.00	W R	12/31/18
21465	12/14/18	300086	SHORT, AMBER	40.00	W R	12/31/18
21466	12/14/18	300087	QVICK, TERRY	65.00	W R	12/31/18
21467	12/14/18	300088	MYERS, LEE III	65.00	W R	12/31/18
21468	12/14/18	300089	BAUMAN, SHAWN	65.00	W R	12/31/18
21469	12/15/18	300080	HOWARD, MARK	65.00	W W	
21470	12/15/18	300081	TRENT, BILL	65.00	W R	12/31/18
21471	12/15/18	300082	STRICKLAND, GREG	65.00	W R	12/31/18
21472	12/15/18	300083	SMILEY, DAN	60.00	W R	12/31/18
21473	12/15/18	300084	RUDY, JEFF	60.00	W V	12/15/18
21474	12/15/18	300090	BUNCH, ROBERT L	60.00	W R	12/31/18
21475	12/20/18	883	SOUTHWESTERN OH. EPC	54,787.59	W W	
21476	12/20/18	1369	GREENVILLE NATIONAL BANK	438.11	W R	12/31/18
21477	12/20/18	4646	SINK, JAMIE	235.00	W W	
21478	12/20/18	6110	AMAZON CREDIT LINE/SYNCHRONY	70.62	W R	12/31/18
21479	12/20/18	300091	BRIGHAM, KENNETH	60.00	W R	12/31/18
21480	12/20/18	300092	WARNER, BRIAN	60.00	W R	12/31/18
21481	12/21/18	300096	KLEPACH, CRAIG	65.00	W R	12/31/18
21482	12/21/18	300095	HYPES, KEITH	40.00	W R	12/31/18
21483	12/21/18	300098	HARE, MATT	65.00	W W	
21484	12/21/18	300090	BUNCH, ROBERT L	40.00	W W	
21485	12/21/18	300097	BISTREK, SCOTT	65.00	W R	12/31/18
21486	12/22/18	300093	HILL, GENE	60.00	W R	12/31/18
21487	12/22/18	300094	SPONSLER, HARRY	60.00	W R	12/31/18
21488	12/20/18	3404	OHSBCA	180.00	W R	12/31/18
21489	12/27/18	4538	MIAMI CO SHERIFF DEPUTY ASSN	675.00	W W	
21490	12/27/18	3785	MILTON-UNION EX VILLAGE SCHO	120.00	W W	
21491	12/27/18	300073	SELDON, WALTER JR.	65.00	W W	
21492	12/27/18	300078	PLACE, JOEL	65.00	W R	12/31/18
21493	12/27/18	300099	SMITH, MARK	65.00	W W	
21494	12/29/18	300006	ORDEAN, CHIP	65.00	W V	12/29/18
21495	12/29/18	300100	TURNER, PAUL	65.00	W W	
21496	12/29/18	300101	SALOMAN, MARK	65.00	W W	
21497	12/27/18	4947	CDW-GOVERNMENT	2,852.80	W W	
21498	12/27/18	1614	ANGLE, CINDY	134.76	W W	
21499	12/27/18	231	DARKE COUNTY EDUCATIONAL	18,168.01	W W	
21500	12/27/18	1334	BARGER, DEBBIE	163.35	W W	
21501	12/27/18	5232	DIRECT ENERGY BUSINESS	1,534.75	W W	
21502	12/27/18	253	DISTRICT 9 COACHES ASSOC.	50.00	W W	
21503	12/27/18	3348	GEHRET, KAREN	9.96	W W	
21504	12/27/18	296	GRAINGER INC.	87.60	W W	
21505	12/27/18	320	HOCKER'S SERVICE	480.00	W R	12/31/18
21506	12/27/18	6113	INSTITUTE FOR MULTI-SENSORY	40.70	W W	
21507	12/27/18	4215	LIBERTY SERVICES INC.	417.00	W W	
21508	12/27/18	1963	MIAMI COUNTY EDUCATIONAL	12,530.50	W W	
21509	12/27/18	2491	OHIO HIGH SCHOOL BASKETBALL	20.00	W W	
21510	12/27/18	3660	OSBA LEGAL ASSISTANCE FUND	250.00	W W	
21511	12/27/18	1743	P&R COMMUNICATIONS SERVICE I	3,552.50	W W	
21512	12/27/18	471	PATTY'S IGA INC.	77.18	W W	
21513	12/27/18	3280	SHELL OIL COMPANY INC.	1,494.58	W W	
21514	12/27/18	539	STANTON'S SHEET MUSIC	111.22	W W	
21515	12/27/18	6191	TIM PUTERBAUGH	200.00	W W	
21516	12/27/18	3675	TIME WARNER CABLE	721.60	W W	
21517	12/27/18	4991	US AWARDS INC	123.89	W W	
21518	12/27/18	3622	VARTEK SERVICES, INC	6,692.67	W W	

DATE: 01/02/2019
TIME: 13:06:46

BRADFORD BOARD OF EDUCATION
SUMMARY CHECK REGISTER - ALL CHECKS

PAGE 3
(CHECKS)

CHECK	DATE	NUMBER	VENDOR - NAME	AMOUNT	O-STS-C	REC/VD
21519	12/29/18	300102	FORRER, PEYTON	65.00	W W	
64208	12/07/18	5323	AMERICAN FIDELITY ASSURANCE	416.67	W V	12/07/18
64230	12/21/18	3970	AMERICAN FIDELITY ASSURANCE	2,393.49	W R	12/31/18
64231	12/21/18	4967	AMERICAN FIDELITY ASSURANCE	1,207.28	W W	
95287	12/21/18	900885	School Employees Retirement	368.61	M M	
211257	12/07/18	900744	FIFTH THIRD OF	134,912.50	C C	
211258	12/06/18	900744	FIFTH THIRD OF	13,742.26	C C	
211259	12/07/18	900744	FIFTH THIRD OF	2,094.37	M M	
211260	12/07/18	900885	School Employees Retirement	368.61	M M	
211261	12/07/18	900885	School Employees Retirement	.00	M M	
211262	12/07/18	900847	STATE TEACHERS RETIREMENT	2,014.29	M M	
211263	12/07/18	900847	STATE TEACHERS RETIREMENT	.00	M M	
211264	12/21/18	900744	FIFTH THIRD OF	133,237.06	C C	
211265	12/21/18	900744	FIFTH THIRD OF	1,825.11	M M	
211266	12/21/18	900885	School Employees Retirement	.00	M M	
211267	12/21/18	900847	STATE TEACHERS RETIREMENT	2,014.29	M M	
211268	12/21/18	900847	STATE TEACHERS RETIREMENT	.00	M M	
901929	12/10/18	900006	GFS MEMO VENDOR	1,755.22	M M	
901930	12/06/18	900006	GFS MEMO VENDOR	51.71	M M	
901931	12/14/18	900006	GFS MEMO VENDOR	2,163.17	M M	
901932	12/19/18	902233	Ohio Bureau of Workers Comp	855.41	M M	
901933	12/31/18	900000	Journal Entry	111.77	M M	
VOID V				4		1,216.67
RECONCILED R				72		89,211.90
OUTSTANDING W,C,I,T,B				43		393,193.00
MEMO M				15		13,622.56
REFUND B				0		.00
WARRANT W				116		201,729.75
PAYROLL C				3		281,891.82
TRANSFERS T				0		.00
DIST/CORR D				0		.00
INVESTMENT I				0		.00
*** TOTAL CHECKS WRITTEN ***				134		497,244.13

MDECA CREATED (FINJOU)

*** NOTE!! ONLY ACTIVE ACCOUNTS HAVE BEEN SELECTED, TOTALS MAY EXCLUDE AMOUNTS THAT ARE RELATED TO INACTIVE ACCOUNTS. ***

	BEGINNING BALANCE	MTD RECEIPTS	FYTD RECEIPTS	MTD EXPENDITURES	FYTD EXPENDITURES	AVAILBLE BALANCE	TOTAL ENCUMBERED	TOTAL UNENCUMB BALANCE

** FUND 001 **								

0000 GENERAL FUND	\$5,750,751.40	402,317.84	3,640,092.62	523,627.66	3,178,147.96	\$6,222,696.06	\$922,326.71	\$5,300,369.35
9000 GENERAL	\$5,151.82	.00	.00	.00	.00	\$5,151.82	\$.00	\$5,151.82
9002 SED BUS PURCHASE SET-ASIDES DARKE CO	\$31,156.92	.00	.00	.00	.00	\$31,156.92	\$.00	\$31,156.92
9003 MH BUS PURCHASE SET-ASIDES - DARKE CO	\$66,502.99	.00	.00	.00	.00	\$66,502.99	\$.00	\$66,502.99
9045 GENERAL	\$33,094.47	.00	2,439.66	.00	.00	\$35,528.13	\$.00	\$35,528.13
9118 GENERAL FUND EXPENDITURE FOR LITERACY GRANT	\$.00	.00	.00	.00	.00	\$5,723.94	\$.00	\$5,723.94
9119 STRIVING READERS GRANT	\$.00	.00	.00	.00	17,419.58	\$17,419.58	\$.00	\$17,419.58
9121 TEXTBOOK AND INSTRUCTIONAL MATERIALS SET-ASID	\$109,538.73	.00	.00	40.70	26,986.08	\$82,552.65	\$1,441.64	\$81,111.01
9122 CAPITAL MAINTENANCE SET-ASIDES	\$270,584.99	.00	.00	2,137.98	163,427.98	\$434,022.97	\$.00	\$434,022.97
9125 Cafeteria Plan Refunds	\$651.98	.00	.00	.00	.00	\$651.98	\$.00	\$651.98
9194 GENERAL FUND - STATE BUS PURCHASE ALLOWANCE	\$4,229.48	.00	.00	.00	.00	\$4,229.48	\$.00	\$4,229.48
9195 GENERAL FUND - PARITY	\$116,690.81	.00	.00	.00	.00	\$116,690.81	\$.00	\$116,690.81
9215 BOOSTER CLUB MONEY FOR FOOD ACTIVITIES	\$.00	325.28	1,551.25	204.03	1,602.96	\$51.71	\$.00	\$51.71
9221 TRANSPORTATION USING VAN	\$.00	.00	.00	131.93	131.93	\$131.93	\$243.07	\$375.00
9222 GENERAL	\$230.83	.00	13.25	.00	.00	\$244.08	\$.00	\$244.08
9318 PETTY CASH ACCOUNTS	\$.00	.00	.00	.00	100.00	\$100.00	\$.00	\$100.00
9320 GENERAL	\$30.00	.00	.00	.00	.00	\$30.00	\$.00	\$30.00
9412 GENERAL STATE SETASIDE	\$113,345.65	.00	.00	.00	.00	\$113,345.65	\$.00	\$113,345.65
9718 GENERAL	\$30,364.46	.00	.00	.00	32,299.40	\$62,663.86	\$.00	\$62,663.86
9819 FEDERAL GRANT EXPENDITURES IN GENERAL FUND	\$.00	.00	.00	35.72	35.72	\$35.72	\$.00	\$35.72

MDECA CREATED (FINJOU)

*** NOTE!! ONLY ACTIVE ACCOUNTS HAVE BEEN SELECTED, TOTALS MAY EXCLUDE AMOUNTS THAT ARE RELATED TO INACTIVE ACCOUNTS. ***

	BEGINNING BALANCE	MTD RECEIPTS	FYTD RECEIPTS	MTD EXPENDITURES	FYTD EXPENDITURES	AVAILABLE BALANCE	TOTAL ENCUMBERED	TOTAL UNENCUMB BALANCE
TOT 001:	\$5,940,415.63	402,643.12	3,644,090.78	526,078.02	3,425,875.55	\$6,158,630.86	\$924,011.42	\$5,234,619.44
=====								

** FUND 002 **								

0000 BOND RETIREMENT 4.12 MILLS BOND RES/BLDG 2020								
\$146,680.65	.00	39,379.25	.00	105,601.59	\$80,458.31	\$.00	\$.00	\$80,458.31
9020 BOND RETIREMENT .58 MILLS BOND SITE 2020								
\$24,209.00	.00	5,456.07	.00	15,036.21	\$14,628.86	\$.00	\$.00	\$14,628.86
TOT 002:	\$170,889.65	.00	44,835.32	.00	120,637.80	\$95,087.17	\$.00	\$95,087.17
=====								

** FUND 003 **								

0000 PERMANENT IMPROVEMENT FUND								
\$441,263.90	.00	.00	.00	.00	\$441,263.90	\$.00	\$.00	\$441,263.90
TOT 003:	\$441,263.90	.00	.00	.00	.00	\$441,263.90	\$.00	\$441,263.90
=====								

** FUND 005 **								

0000 LUNCHROOM/FOOD SERVICE								
\$91,719.10	24,070.95	103,408.38	17,944.69	112,947.21	\$82,160.27	\$17,734.50	\$.00	\$64,445.77
9518 PETTY CASH ACCOUNTS								
\$.00	.00	.00	.00	80.00	\$80.00-	\$.00	\$.00	\$80.00-

MDECA CREATED (FINJOU)

*** NOTE!! ONLY ACTIVE ACCOUNTS HAVE BEEN SELECTED, TOTALS MAY EXCLUDE AMOUNTS THAT ARE RELATED TO INACTIVE ACCOUNTS. ***

	BEGINNING BALANCE	MTD RECEIPTS	FYTD RECEIPTS	MTD EXPENDITURES	FYTD EXPENDITURES	AVAILABLE BALANCE	TOTAL ENCUMBERED	TOTAL UNENCUMB BALANCE
TOT 006:	\$91,719.10	24,070.95	103,408.38	17,944.69	113,027.21	\$82,100.27	\$17,734.50	\$64,365.77
=====								

** FUND 007 **								

9000 UNCLAIMED FUNDS	\$489.73	.00	.00	.00	.00	\$489.73	\$.00	\$489.73
9900 BRADFORD FIRE & RESCUE SCHOLARSHIP	\$500.00-	.00	.00	.00	.00	\$500.00-	\$.00	\$500.00-
9901 CREIGLOW SCHOLARSHIP FUND	\$1,000.00	.00	.00	.00	250.00	\$750.00	\$250.00	\$500.00
9902 BLESSED DIRECTION INC. SCHOLARSHIP	\$5,500.00	.00	.00	.00	500.00	\$5,000.00	\$4,000.00	\$1,000.00
9903 MAX WEAVER SCHOLARSHIP FUND	\$500.00	.00	.00	.00	.00	\$500.00	\$.00	\$500.00
9905 MISC SCHOLARSHIP DONATIONS	\$3,250.00-	.00	.00	.00	.00	\$3,250.00-	\$.00	\$3,250.00-
9906 COVINGTON EAGLES SCHOLARSHIP FUND	\$3,774.62	.00	.00	.00	.00	\$3,774.62	\$750.00	\$3,024.62
9907 PEPSI AND COCA-COLA SCHOLARSHIP FUNDS	\$2,500.00	.00	.00	.00	.00	\$2,500.00	\$.00	\$2,500.00
9908 RICHARD "DICK" HARMON SCHOLARSHIP FUND	\$25,500.00	.00	.00	.00	.00	\$25,500.00	\$.00	\$25,500.00
9909 VERNON LINDEMAN LINEMAN SCHOLARSHIP	\$1,000.00	.00	.00	.00	.00	\$1,000.00	\$.00	\$1,000.00
9910 AAA SCHOLARSHIP FUND	\$.00	.00	.00	.00	.00	\$.00	\$.00	\$.00
9911 RAY PRUITT SCHOLARSHIP FUND	\$.00	.00	.00	.00	.00	\$.00	\$.00	\$.00
9912 HAROLD MARKER SCHOLARSHIP FUND	\$2,000.00	.00	2,000.00	.00	.00	\$4,000.00	\$2,000.00	\$2,000.00
9996 PRODUCTION PAINT FINISHERS GRANT/SPECIAL TRUS	\$4,007.99-	.00	.00	.00	.00	\$4,007.99-	\$500.00	\$4,507.99-
TOT 007:	\$34,506.36	.00	2,000.00	.00	750.00	\$35,756.36	\$7,500.00	\$28,256.36
=====								

MDECA CREATED (FINJOU)

*** NOTE!! ONLY ACTIVE ACCOUNTS HAVE BEEN SELECTED, TOTALS MAY EXCLUDE AMOUNTS THAT ARE RELATED TO INACTIVE ACCOUNTS. ***

	BEGINNING BALANCE	MTD RECEIPTS	FYTD RECEIPTS	MTD EXPENDITURES	FYTD EXPENDITURES	AVAILABLE BALANCE	TOTAL ENCUMBERED	TOTAL UNENCUMB BALANCE

** FUND 008 **								

0000 MADE KINDERGARTEN	\$10,296.82	21.82	116.81	.00	.00	\$10,413.63	\$.00	\$10,413.63
9202 BEARD ENDOWMENT	\$44,278.42	93.84	502.33	.00	.00	\$44,780.75	\$1,000.00	\$43,780.75
TOT 008:	\$54,575.24	115.66	619.14	.00	.00	\$55,194.38	\$1,000.00	\$54,194.38
=====								

** FUND 010 **								

0000 CLASSROOM FACILITIES	\$.00	.00	.00	.00	.00	\$.00	\$.00	\$.00
TOT 010:	\$.00	.00	.00	.00	.00	\$.00	\$.00	\$.00
=====								

** FUND 016 **								

9110 PRINCIPAL FUND - ELEMENTARY	\$15,334.19	255.12	2,426.81	1,661.73	5,488.00	\$12,273.00	\$6,278.45	\$5,994.54
9113 ELEMENTARY PRINCIPAL -BOX TOPS	\$13,216.28	.00	.00	.00	301.93	\$12,914.35	\$1,040.00	\$11,874.35
9130 HIGH SCHOOL PRINCIPAL FUND	\$2,597.20	150.00	1,173.71	483.05	1,459.80	\$2,311.11	\$570.45	\$1,740.66
9131 HIGH SCHOOL PRINCIPAL (AFTER PROM) FUND	\$250.00	.00	.00	.00	.00	\$250.00	\$.00	\$250.00
9222 HIGH SCHOOL PRINCIPAL FUND LIBRARY	\$2,188.00	.00	.00	.00	.00	\$2,188.00	\$.00	\$2,188.00

MDECA CREATED (FINJOU)

*** NOTE!! ONLY ACTIVE ACCOUNTS HAVE BEEN SELECTED, TOTALS MAY EXCLUDE AMOUNTS THAT ARE RELATED TO INACTIVE ACCOUNTS. ***

	BEGINNING BALANCE	MTD RECEIPTS	FYTD RECEIPTS	MTD EXPENDITURES	FYTD EXPENDITURES	AVAILABLE BALANCE	TOTAL ENCUMBERED	TOTAL UNENCUMB BALANCE
TOT 018:	\$33,585.67	405.12	3,600.52	2,164.78	7,249.73	\$29,936.46	\$7,888.91	\$22,047.55
=====								

** FUND 019 **								

0000 OTHER GRANT								
9001 SHOPA KIDS IN NEED FOUNDATION GRANT	\$.00	.00	2.85	.00	.00	\$2.85	\$.00	\$2.85
9003 MIAMI COUNTY FOUNDATION-FEELING GOOD MILE HIG	\$.35	.00	.00	.00	.00	\$.35	\$.00	\$.35
9004 RADIO & TEL NEWS DIRECTORS FOUND MEDIA TECH	\$1.84	.00	.00	.00	.00	\$1.84	\$.00	\$1.84
9005 ECO GARDEN GRANT MIAMI COUNTY PARK DISTRICT	\$174.02	.00	.00	.00	.00	\$174.02	\$.00	\$174.02
9007 REED - VALEDICTORIAN/MEMORIAL	\$500.00	.00	.00	.00	.00	\$500.00	\$.00	\$500.00
9008 MIAMI COUNTY FOUNDATION ECO GARDEN GRANT	\$309.58	.00	.00	.00	.00	\$309.58	\$.00	\$309.58
9009 ELEMENTARY ART - TROY FOUNDATION	\$3.75	.00	.00	.00	.00	\$3.75	\$.00	\$3.75
9011 MIAMI COUNTY FOUNDATION ALL ABOARD PROGRAM	\$12.91	.00	.00	.00	.00	\$12.91	\$.00	\$12.91
9012 MAC GRANT	\$102.22	.00	.00	.00	.00	\$102.22	\$.00	\$102.22
9015 MIAMI COUNTY FOUNDATION ELEMENTARY GRANT	\$1,093.18	.00	.00	.00	.00	\$1,093.18	\$.00	\$1,093.18
9017 EAGLES-COVINGTON DONATION	\$20.25	.00	.00	.00	.00	\$20.25	\$.00	\$20.25
9018 MIAMI COUNTY FOUNDATION-ART DISCOVERY CAMP	\$5,927.64	.00	.00	.00	.00	\$5,927.64	\$.00	\$5,927.64
9019 MIAMI COUNTY FOUNDATION FALL/LE HEALTH	\$512.62	.00	.00	.00	.00	\$512.62	\$.00	\$512.62
9021 TROY FOUNDATION FIELD TRIP GRANT	\$.00	.00	7,000.00	.00	.00	\$7,000.00	\$.00	\$7,000.00
9022 MISCELLANEOUS FIELD TRIP GRANTS	\$.00	.00	.00	.00	.00	\$.00	\$.00	\$.00
9023 VIVIAN RUSSELL KINDERGARTEN FUND	\$758.76	.00	.00	.00	.00	\$758.76	\$.00	\$758.76
9024 ANNA BIER ART GRANT	\$57.87	.00	.00	.00	.00	\$57.87	\$.00	\$57.87
	\$593.99	.00	400.00	.00	.00	\$993.99	\$92.90	\$901.09

MDECA CREATED (FINJOU)

*** NOTE!! ONLY ACTIVE ACCOUNTS HAVE BEEN SELECTED, TOTALS MAY EXCLUDE AMOUNTS THAT ARE RELATED TO INACTIVE ACCOUNTS. ***

BEGINNING BALANCE	MTD RECEIPTS	FYTD RECEIPTS	MTD EXPENDITURES	FYTD EXPENDITURES	AVAILABLE BALANCE	TOTAL ENCUMBERED	TOTAL UNENCUMBERED BALANCE
9025 COMMUNITY BLOOD CENTER GRANT \$.00	.00	.00	.00	.00	\$.00	\$.00	\$.00
9026 BELIEVE IN OHIO GRANT \$67.65	.00	.00	.00	.00	\$67.65	\$.00	\$67.65
9027 TRI-COUNTY BOARD OF REC AND MENTAL HEALTH GRA \$.00	.00	.00	.00	.00	\$.00	\$.00	\$.00
9131 MIAMI COUNTY FOUNDATION SENI-ANNUAL GRANT \$1,560.54	.00	14,040.00	3,552.50	3,562.50	\$12,048.04	\$.00	\$12,048.04
9132 OTHER GRANT RENAISSANCE \$.00	.00	.00	.00	.00	\$.00	\$.00	\$.00
9181 MIAMI COUNTY PARKS - GIZMOS GRANT \$2,200.00	.00	.00	.00	2,195.00	\$5.00	\$.00	\$5.00
9182 Miami County Parks-7th Growth Mindsets \$1,750.00	.00	.00	.00	1,750.00	\$.00	\$.00	\$.00
9191 MIAMI CO FOUNDATION-PHONES/RADIOS \$.00	.00	.00	.00	.00	\$.00	\$.00	\$.00
9192 MIAMI CO FOUNDATION-FRENCH HORNS \$.00	.00	.00	.00	.00	\$.00	\$.00	\$.00
9193 MIAMI CO FOUNDATION-CAMERAS \$.00	.00	.00	.00	.00	\$.00	\$.00	\$.00
9222 OTHER GRANT LIBRARY \$10.00	.00	.00	.00	.00	\$10.00	\$.00	\$10.00
9230 OTHER GRANT \$150.00	.00	.00	.00	.00	\$150.00	\$.00	\$150.00
9410 GRANT FROM DARKE COUNTY FOUNDATION \$.00	.00	1,100.00	.00	.00	\$1,100.00	\$.00	\$1,100.00
9517 OTHER GRANT \$6,400.00	.00	.00	.00	.00	\$6,400.00	\$.00	\$6,400.00
TOT 019:	\$22,207.17	22,542.85	3,552.50	7,497.50	\$37,252.52	\$92.90	\$37,159.62

** FUND 022 **

0000 OHSAA TOURNAMENT ACCOUNTS

\$399.54

9718 DISTRICT AGENCY

\$1,039.96

\$.00

\$.00

24.11

\$399.54

\$1,015.85

\$.00

\$.00

\$399.54

\$1,015.85

\$.00

\$.00

\$399.54

\$1,015.85

\$.00

\$.00

\$399.54

\$1,015.85

\$.00

\$.00

\$399.54

\$1,015.85

MDECA CREATED (FINJOU)

*** NOTE!! ONLY ACTIVE ACCOUNTS HAVE BEEN SELECTED, TOTALS MAY EXCLUDE AMOUNTS THAT ARE RELATED TO INACTIVE ACCOUNTS. ***

	BEGINNING BALANCE	MTD RECEIPTS	FYTD RECEIPTS	MTD EXPENDITURES	FYTD EXPENDITURES	AVAILABLE BALANCE	TOTAL ENCUMBERED	TOTAL UNENCUMBER BALANCE
TOT 022:	\$1,439.50	.00	.00	.00	24.11	\$1,415.39	\$0.00	\$1,415.39
=====								

** FUND 034 **								

0000 CLASSROOM FACILITY MAINTENANCE			8,516.15	.00	143.17	\$448,697.61	\$0.00	\$448,697.61
9045 MAINTENANCE FUND DELINQUENCIES			42.53	.00	.00	\$638.54	\$0.00	\$638.54
			\$596.01					
TOT 034:	\$440,192.64	.00	8,558.68	.00	143.17	\$449,336.15	\$0.00	\$449,336.15
=====								

** FUND 200 **								

9000 MULTIPLE DISABILITIES CLASS								
9015 CLASS OF 2015	\$2,499.44	107.00	201.00	.00	170.28	\$2,530.16	\$2.36	\$2,527.80
9016 CLASS OF 2016	\$0.00	.00	.00	.00	.00	\$0.00	\$0.00	\$0.00
9017 CLASS OF 2017	\$0.00	.00	.00	.00	.00	\$0.00	\$0.00	\$0.00
9018 CLASS OF 2018	\$308.56	.00	.00	.00	308.56	\$0.00	\$0.00	\$0.00
9019 CLASS OF 2019	\$1,617.34	113.00	1,952.60	113.00	1,827.77	\$1,741.57	\$481.45	\$1,260.12
9020 CLASS OF 2020	\$1,018.15	457.58	1,013.59	238.10	498.10	\$1,533.63	\$1,390.00	\$143.63
9021 CLASS OF 2021	\$1,402.05	960.07	1,131.92	.00	.00	\$2,533.97	\$1,595.00	\$938.97
9022 CLASS OF 2022	\$0.00	188.00	552.00	.00	.00	\$552.00	\$364.00	\$188.00
9119 POWER OF THE PEN	\$280.00	.00	.00	.00	.00	\$280.00	\$0.00	\$280.00
9128 SPANISH CLUB	\$28.73	.00	410.00	.00	174.63	\$284.10	\$77.03	\$187.07

MDECA CREATED (FINJOU)

*** NOTE!! ONLY ACTIVE ACCOUNTS HAVE BEEN SELECTED, TOTALS MAY EXCLUDE AMOUNTS THAT ARE RELATED TO INACTIVE ACCOUNTS. ***

BEGINNING BALANCE	MTD RECEIPTS	FYTD RECEIPTS	MTD EXPENDITURES	FYTD EXPENDITURES	AVAILABLE BALANCE	TOTAL ENCUMBERED	TOTAL UNENCUMBERED BALANCE
9130 MUSE MACHINE	.00	.00	.00	.00	\$2,001.22	\$.00	\$2,001.22
9131 DRAMA CLUB	.00	.00	.00	.00	\$6,099.49	\$.00	\$6,099.49
9132 RENAISSANCE	.00	.00	.00	.00	\$.00	\$.00	\$.00
9133 GLEE CLUB	\$368.65	.00	.00	.00	\$368.65	\$.00	\$368.65
9320 HIGH SCHOOL FAMILY & CONSUMER SCIENCE	.00	.00	.00	.00	\$.00	\$.00	\$.00
9330 FUTURE FARMERS OF AMERICA	\$4,751.91	14,141.78	2,085.97	7,578.06	\$11,314.73	\$7,226.39	\$4,088.34
9400 HIGH SCHOOL MUSIC DEPARTMENT	\$571.12	500.00	.00	.00	\$1,071.12	\$258.00	\$813.12
9610 ELEMENTARY STUDENT COUNCIL	\$648.32	.00	134.76	134.76	\$513.56	\$65.24	\$448.32
9630 HIGH SCHOOL STUDENT COUNCIL	\$1,179.06	3,115.00	.00	2,259.50	\$2,034.56	\$400.00	\$1,634.56
9680 YEARBOOK	\$6,529.26	102.00	2,182.00	2,837.59	\$7,643.67	\$5,517.41	\$2,126.26
9710 NATIONAL HONOR SOCIETY	\$321.27	.00	.00	.00	\$216.27	\$.00	\$216.27
TOT 200:	\$28,981.13	11,292.65	27,073.68	4,753.83	\$40,265.56	\$17,376.88	\$22,888.68

** FUND 300 **

9001 HIGH SCHOOL ART	.00	.00	.00	.00	\$721.58	\$.00	\$721.58
9002 WASHINGTON DC TRIP - 8TH GRADE	.00	9,526.09	.00	18,816.00	\$848.13	\$.00	\$848.13
9004 MEDIA-TECH CLASS	.00	.00	.00	.00	\$5.57	\$.00	\$5.57
9190 ROADER BALLOONS	.00	.00	.00	.00	\$.00	\$.00	\$.00
9500 ATHLETIC DIRECTOR	\$13,973.18	5,235.00	64,602.71	33,139.05	\$45,436.84	\$28,212.52	\$17,224.32
9501 ATHLETIC DIRECTOR FSN	\$750.00	.00	.00	.00	\$750.00	\$.00	\$750.00

MDECA CREATED (FINJOU)

*** NOTE!! ONLY ACTIVE ACCOUNTS HAVE BEEN SELECTED, TOTALS MAY EXCLUDE AMOUNTS THAT ARE RELATED TO INACTIVE ACCOUNTS. ***

	BEGINNING BALANCE	MTD RECEIPTS	FYTD RECEIPTS	MTD EXPENDITURES	FYTD EXPENDITURES	AVAILABLE BALANCE	TOTAL ENCUMBERED	TOTAL UNENCUMB BALANCE
TOT 499:	\$.00	.00	2,718.25	.00	147.50	\$2,570.75	\$.00	\$2,570.75
=====								

** FUND 504 **								

0000 ED JOBS FUND	\$.00	.00	.00	.00	.00	\$.00	\$.00	\$.00
TOT 504:	\$.00	.00	.00	.00	.00	\$.00	\$.00	\$.00
=====								

** FUND 506 **								

0000 RACE TO THE TOP FEDERAL FUNDS	\$.00	.00	.00	.00	.00	\$.00	\$.00	\$.00
TOT 506:	\$.00	.00	.00	.00	.00	\$.00	\$.00	\$.00
=====								

** FUND 516 **								

0000 IDEA PART B	\$.00	.00	.00	.00	.00	\$.00	\$.00	\$.00
9017 IDEA PART B	\$.00	.00	.00	.00	.00	\$.00	\$.00	\$.00
9018 IDEA PART B	\$.00	.00	.00	.00	.00	\$.00	\$.00	\$.00
9209 IDEA B SPECIAL ED FY2009 FLOWTHRU	\$.00	.00	.00	.00	.00	\$.00	\$.00	\$.00
9210 IDEA B SPECIAL ED FY2010	\$.00	.00	.00	.00	.00	\$.00	\$.00	\$.00

MDECA CREATED (FINJOU)

*** NOTE!! ONLY ACTIVE ACCOUNTS HAVE BEEN SELECTED, TOTALS MAY EXCLUDE AMOUNTS THAT ARE RELATED TO INACTIVE ACCOUNTS. ***

BEGINNING BALANCE	MTD RECEIPTS	FYTD RECEIPTS	MTD EXPENDITURES	FYTD EXPENDITURES	AVAILABLE BALANCE	TOTAL ENCUMBERED	TOTAL UNENCUMB BALANCE
9210 TITLE II-TECH FY2010	.00	.00	.00	.00	\$.00	\$.00	\$.00
9211 TITLE II-TECH FY2011	.00	.00	.00	.00	\$.00	\$.00	\$.00
9212 TITLE II-D TECH FY2012	.00	.00	.00	.00	\$.00	\$.00	\$.00
TOT 533:	.00	.00	.00	.00	\$.00	\$.00	\$.00

** FUND 572 **							

0000 TITLE I		336.90	.00	.00	\$485.84	\$.00	\$485.84
9209 TITLE I DISADVANTAGED YOUTH FY2009	.00	.00	.00	.00	\$.00	\$.00	\$.00
9210 TITLE I DISADVANTAGED YOUTH FY2010	.00	.00	.00	.00	\$.00	\$.00	\$.00
9211 TITLE I DISADVANTAGED YOUTH FY2011	.00	.00	.00	.00	\$.00	\$.00	\$.00
9213 TITLE I DISADVANTAGES YOUTH FY2013	.00	.00	.00	.00	\$.00	\$.00	\$.00
9214 TITLE I DISADVANTAGED YOUTH FY2014	.00	.00	.00	.00	\$.00	\$.00	\$.00
9215 TITLE I DISADVANTAGED YOUTH FY2015	.00	.00	.00	.00	\$.00	\$.00	\$.00
9216 TITLE I DISADVANTAGE YOUTH FY16	.00	.00	.00	.00	\$.00	\$.00	\$.00
9217 TITLE I DISADVANTAGED YOUTH FY17	.00	.00	.00	.00	\$.00	\$.00	\$.00
9218 TITLE I DISADVANTAGED YOUTH FY18	.00	.00	.00	.00	\$.00	\$.00	\$.00
932N TITLE I STIMULUS FY2010	.00	.00	.00	.00	\$.00	\$.00	\$.00
9320 TITLE I STIMULUS FY2011	.00	.00	.00	.00	\$.00	\$.00	\$.00
9718 TITLE I DISADVANTAGES YOUTH FY18	.00	.00	.00	.00	\$.00	\$.00	\$.00
9819 TITLE ONE 2018-2019 SCHOOL YEAR	.00	90,312.00	13,508.06	56,820.06	\$31,491.94	\$.00	\$31,491.94

MDECA CREATED (FINJOU)

*** NOTE!! ONLY ACTIVE ACCOUNTS HAVE BEEN SELECTED, TOTALS MAY EXCLUDE AMOUNTS THAT ARE RELATED TO INACTIVE ACCOUNTS. ***

BEGINNING BALANCE	MTD RECEIPTS	FYTD RECEIPTS	MTD EXPENDITURES	FYTD EXPENDITURES	AVAILABLE BALANCE	TOTAL ENCUMBERED	TOTAL UNENCUMBER BALANCE
9211 IDEA PRESCHOOL SPEC ED FY2011	\$.00	.00	.00	.00	\$.00	\$.00	\$.00
9212 IDEA PRESCHOOL SPEC ED FY2012	\$.00	.00	.00	.00	\$.00	\$.00	\$.00
9213 IDEA PRESCHOOL SPEC ED FY2013	\$.00	.00	.00	.00	\$.00	\$.00	\$.00
9214 IDEA PRESCHOOL SPEC ED FY2013	\$.00	.00	.00	.00	\$.00	\$.00	\$.00
9215 IDEA PRESCHOOL SPEC ED FY2015	\$.00	.00	.00	.00	\$.00	\$.00	\$.00
9216 IDEA PRESCHOOL SPEC ED FY2016	\$.00	.00	.00	.00	\$.00	\$.00	\$.00
9217 IDEA PRESCHOOL SPEC ED FY2017	\$.00	.00	.00	.00	\$.00	\$.00	\$.00
932N IDEA B FY2010 STIMULUS	\$.00	.00	.00	.00	\$.00	\$.00	\$.00
932O IDEA B FY2011 STIMULUS	\$.00	.00	.00	.00	\$.00	\$.00	\$.00
9718 IDEA	\$.00	.00	.00	.00	\$.00	\$.00	\$.00
9819 PRESCHOOL GRANT FOR 2018-2019	\$.00	.00	.00	.00	\$.00	\$.00	\$.00
TOT 587:	\$.00	.00	.00	.00	\$.00	\$.00	\$.00

** FUND 590 **

9014 IMPROVING TEACHER QUALITY FY14	\$.00	.00	.00	.00	\$.00	\$.00	\$.00
9209 IMPROVING TEACHER QUALITY FY2009	\$.00	.00	.00	.00	\$.00	\$.00	\$.00
9210 IMPROVING TEACHER QUALITY FY2010	\$.00	.00	.00	.00	\$.00	\$.00	\$.00
9211 IMPROVING TEACHER QUALITY FY2011	\$.00	.00	.00	.00	\$.00	\$.00	\$.00
9212 IMPROVING TEACHER QUALITY FY2012	\$.00	.00	.00	.00	\$.00	\$.00	\$.00
9213 IMPROVING TEACHER QUALITY FY2013	\$.00	.00	.00	.00	\$.00	\$.00	\$.00
9214 IMPROVING TEACHER QUALITY FY2014	\$.00	.00	.00	.00	\$.00	\$.00	\$.00

MDECA CREATED (FINJOU)

*** NOTE!! ONLY ACTIVE ACCOUNTS HAVE BEEN SELECTED, TOTALS MAY EXCLUDE AMOUNTS THAT ARE RELATED TO INACTIVE ACCOUNTS. ***

BEGINNING BALANCE	MTD RECEIPTS	FYTD RECEIPTS	MTD EXPENDITURES	FYTD EXPENDITURES	AVAILABLE BALANCE	TOTAL ENCUMBERED	TOTAL UNENCUMB BALANCE
9215 IMPROVING TEACHER QUALITY FY2015	.00	.00	.00	.00	\$.00	\$.00	\$.00
9216 IMPROVING TEACHER QUALITY FY2016	.00	.00	.00	.00	\$.00	\$.00	\$.00
9217 IMPROVING TEACHER QUALITY FY2017	.00	.00	.00	.00	\$.00	\$.00	\$.00
9218 IMPROVING TEACHER QUALITY FY18	.00	.00	.00	.00	\$.00	\$.00	\$.00
9718 IMPROVING TEACHER QUALITY FY2018	.00	.00	.00	.00	\$.00	\$.00	\$.00
9819 TITLE IIA FOR THE 2018-2019 SCHOOL YEAR	.00	.00	.00	.00	\$.00	\$.00	\$.00
TOT 599:	.00	.00	.00	.00	\$.00	\$.00	\$.00

** FUND 599 **

0000 OTHER MISC FEDERAL GRANTS	.00	35.58	.00	.00	\$51.31	\$.00	\$51.31
9118 MISC. FED. GRANT	.00	65,061.15	.00	65,132.75	\$71.60	\$12.90	\$84.50-
9119 MISC. FED. GRANT	.00	.00	6,889.80	9,819.04	\$9,819.04-	\$520.00	\$10,339.04-
9199 GRANT SMALL RURAL SCHOOL GRANTS	.00	47,884.00	5,877.90	23,847.00	\$24,037.00	\$50.00	\$23,987.00
9209 TITLE II-D FY2009	.00	.00	.00	.00	\$.00	\$.00	\$.00
9210 TITLE II-D FY2010	.00	.00	.00	.00	\$.00	\$.00	\$.00
9718 MISC. FED. GRANT	.00	.00	.00	.00	\$.00	\$.00	\$.00
9819 TITLE IV FOR THE 2018-2019 SCHOOL YEAR	.00	8,116.00	.00	8,116.00	\$.00	\$.00	\$.00
9909 REAP FY2009 FEDERAL GRANT	.00	.00	.00	.00	\$.00	\$.00	\$.00
9910 REAP FY2010	.00	.00	.00	.00	\$.00	\$.00	\$.00
9911 REAP FY2011	.00	.00	.00	.00	\$.00	\$.00	\$.00
9912 REAP FY2012	.00	.00	.00	.00	\$.00	\$.00	\$.00

MDECA CREATED (FINJOU)

*** NOTE!! ONLY ACTIVE ACCOUNTS HAVE BEEN SELECTED, TOTALS MAY EXCLUDE AMOUNTS THAT ARE RELATED TO INACTIVE ACCOUNTS. ***

	BEGINNING BALANCE	MTD RECEIPTS	FYTD RECEIPTS	MTD EXPENDITURES	FYTD EXPENDITURES	AVAILABLE BALANCE	TOTAL ENCUMBERED	TOTAL UNENCUMB BALANCE
9913 REAP FY2013	\$.00	.00	.00	.00	.00	\$.00	\$.00	\$.00
9914 REAP FY2014	\$.00	.00	.00	.00	.00	\$.00	\$.00	\$.00
9915 REAP FY2105	\$.00	.00	.00	.00	.00	\$.00	\$.00	\$.00
9916 REAP FY2016	\$.00	.00	.00	.00	.00	\$.00	\$.00	\$.00
9917 REAP FY2017	\$.00	.00	.00	.00	.00	\$.00	\$.00	\$.00
9918 REAP FY2018	\$2,535.00	.00	.00	.00	2,535.00	\$.00	\$.00	\$.00
	\$12,973.50	2,363.50	16,222.00	550.00	4,884.00	\$24,311.50	\$100.00	\$24,211.50
TOT 599:	\$15,524.23	26,350.50	137,316.73	13,317.70	114,333.79	\$38,509.17	\$682.90	\$37,826.27

GRAND TOTALS:

\$7,300,089.27 515,425.00 4,163,344.03 585,334.57 3,916,750.72 \$7,546,662.58 \$1,004,500.03 \$6,542,162.55

*** NOTE!! ONLY ACTIVE ACCOUNTS HAVE BEEN SELECTED, TOTALS MAY EXCLUDE AMOUNTS THAT ARE RELATED TO INACTIVE ACCOUNTS. ***

BRADFORD BOARD OF EDUCATION
 APPROPRIATION COMPLIANCE VERIFICATION
 Based On Expendable Amount
 Summary Report By Fund

FUND	DESCRIPTION	BEGIN CASH	REVSUM TOTAL	APPSUM TOTAL	CASH+REVS-APPS	ACTUAL FYTD RECEIPT
Total Fund 001	GENERAL	5,940,415.63	7,052,477.00	8,021,244.83	4,971,647.80	3,644,090.78
Total Fund 002	BOND RETIREMENT	170,889.65	104,127.00	124,237.29	150,779.36	44,835.32
Total Fund 003	PERMANENT IMPROVEMENT	441,263.90	0.00	20,000.00	421,263.90	0.00
Total Fund 006	FOOD SERVICE	91,719.10	251,130.00	283,439.76	59,415.34	103,408.38
Total Fund 007	SPECIAL TRUST	34,506.36	5,500.00	15,750.00	24,256.36	2,000.00
Total Fund 008	ENDOWMENT	54,575.24	990.00	3,000.00	52,555.24	619.14
Total Fund 010	CLASSROOM FACILITIES	0.00	0.00	0.00	0.00	0.00
Total Fund 016	PUBLIC SCHOOL SUPPORT	39,595.67	13,977.00	27,528.84	20,033.83	3,600.52
Total Fund 019	OTHER GRANT	22,207.17	21,440.00	12,713.65	30,933.52	22,542.85
Total Fund 020	SPECIAL ENTERPRISE FUND	0.00	0.00	0.00	0.00	0.00
Total Fund 022	DISTRICT AGENCY	1,439.50	4,825.00	3,809.11	2,455.39	0.00
Total Fund 034	CLASSROOM FACILITIES MAINT.	440,920.64	44,911.00	35,355.00	450,476.64	8,558.68
Total Fund 200	STUDENT MANAGED ACTIVITY	28,981.13	42,823.00	40,955.51	30,848.62	27,073.68
Total Fund 300	DISTRICT MANAGED ACTIVITY	23,892.11	128,361.00	128,114.79	24,138.32	74,128.80
Total Fund 416	TEACHER DEVELOPMENT	0.00	0.00	0.00	0.00	0.00
Total Fund 432	MANAGEMENT INFORMATION SYSTEM	0.00	0.00	0.00	0.00	0.00
Total Fund 450	SCHOOLNET EQUIP/INFRASTRUCTURE	0.00	0.00	0.00	0.00	0.00
Total Fund 451	DATA COMMUNICATION FUND	0.00	3,600.00	3,600.00	0.00	1,800.00
Total Fund 452	SCHOOLNET PROFESS. DEVELOPMENT	0.00	0.00	0.00	0.00	0.00
Total Fund 454	* Invalid fund per the blue book	0.00	0.00	0.00	0.00	0.00
Total Fund 458	* Invalid fund per the blue book	0.00	0.00	0.00	0.00	0.00
Total Fund 459	OHIO READS	0.00	0.00	0.00	0.00	0.00
Total Fund 460	SUMMER INTERVENTION	0.00	0.00	0.00	0.00	0.00
Total Fund 499	MISCELLANEOUS STATE GRANT FUND	0.00	0.00	0.00	0.00	0.00
Total Fund 504	* Invalid fund per the blue book	0.00	0.00	0.00	0.00	0.00
Total Fund 506	RACE TO THE TOP	0.00	0.00	0.00	0.00	0.00
Total Fund 516	IDEA PART B GRANTS	0.00	105,121.58	0.00	105,121.58	0.00
Total Fund 532	* Invalid fund per the blue book	0.00	0.00	0.00	0.00	0.00
Total Fund 533	TITLE II D - TECHNOLOGY	0.00	0.00	0.00	0.00	0.00
Total Fund 572	TITLE I DISADVANTAGED CHILDREN	148.94	133,623.92	133,623.92	148.94	90,648.90
Total Fund 573	TITLE V INNOVATIVE EDUC PGM	0.00	0.00	0.00	0.00	0.00
Total Fund 584	DRUG FREE SCHOOL GRANT FUND	0.00	0.00	0.00	0.00	0.00
Total Fund 587	IDEA PRESCHOOL-HANDICAPPED	0.00	776.71	0.00	776.71	0.00
Total Fund 590	IMPROVING TEACHER QUALITY	0.00	18,120.09	18,120.09	0.00	0.00
Total Fund 599	MISCELLANEOUS FED. GRANT FUND	15,524.23	189,515.32	181,099.21	23,940.34	137,318.73
Grand Totals:		7,500,069.27	8,121,308.62	9,052,566.00	6,368,791.89	4,163,344.03

DATE: 01/02/19

TIME: 14:22

BALANCE CHECK REPORT

BRADFORD BOARD OF EDUCATION

PAGE 1

(BALCHK)

ALL FUNDS

MONTH TO DATE EXPENDITURES	
BUDGET ACCOUNTS	585,334.57
APPROP ACCOUNTS	585,334.57

CASH ACCOUNTS	585,334.57
---------------	------------

YEAR TO DATE EXPENDITURES	
BUDGET ACCOUNTS	8,001,529.00
APPROP ACCOUNTS	8,001,529.00

CASH ACCOUNTS	8,001,529.00
---------------	--------------

FISCAL YR TO DATE EXPENDITURES	
BUDGET ACCOUNTS	3,916,750.72
APPROP ACCOUNTS	3,916,750.72

CASH ACCOUNTS	3,916,750.72
---------------	--------------

PROJECT YR TO DATE EXPENDITURES	
BUDGET ACCOUNTS	550,586.06
APPROP ACCOUNTS	550,586.06

CASH ACCOUNTS	550,586.06
---------------	------------

MONTH TO DATE REVENUE	
REVENUE ACCOUNTS	515,425.00

CASH ACCOUNTS	515,425.00
---------------	------------

YEAR TO DATE REVENUE	
REVENUE ACCOUNTS	8,553,241.60

CASH ACCOUNTS	8,553,241.60
---------------	--------------

FISCAL YR TO DATE REVENUE	
REVENUE ACCOUNTS	4,163,344.03

CASH ACCOUNTS	4,163,344.03
---------------	--------------

PROJECT YR TO DATE REVENUE	
REVENUE ACCOUNTS	564,227.58

CASH ACCOUNTS	564,227.58
---------------	------------

Date: 1/02/19

N E G A T I V E B U D G E T R E P O R T
 Processing Month: December 2018
 BRADFORD BOARD OF EDUCATION

Page: 1
 (NEGBUD)

Obj	Sec	Subject	Opu	Il	Job	Account Description	FYTD Budget	MTD Expended	FYTD Expended	Current Encumbered	Unencumbered Balance	
Fund: 001 Func: 7410												
001	7410	921	0000	000000	000	00	ADVANCES OUT	.00	108,897.00	.00	108,897.00-	
** Fund 001 Sec 0000 Totals							.00	.00	108,897.00	.00	108,897.00-	
300 7420												
922	9002	000000	000	00	000	DISTRICT MANAGED ACT REPAYMEN	.00	.00	10,000.00	.00	10,000.00-	
** Fund 300 Sec 9002 Totals							.00	.00	10,000.00	.00	10,000.00-	
499 7420												
922	9718	000000	000	00	000	MISCELLANEOUS STATE GRANT FOR	.00	.00	147.50	.00	147.50-	
** Fund 499 Sec 9718 Totals							.00	.00	147.50	.00	147.50-	
599 7420												
922	9718	000000	000	00	000	TITLE IV GRANT 2018	.00	.00	8,116.00	.00	8,116.00-	
** Fund 599 Sec 9718 Totals							.00	.00	8,116.00	.00	8,116.00-	
599 7420												
922	9917	000000	000	00	000	MISC. FED. GRANT REPAYMENT RE	.00	.00	2,535.00	.00	2,535.00-	
** Fund 599 Sec 9917 Totals							.00	.00	2,535.00	.00	2,535.00-	
Grand Total All Funds							.00	.00	129,695.50	.00	129,695.50-	